City of Minot

Budget Briefs with City Council
Thursday, June 25, 2026, at 12:30 PM
PW Conference Room #3, Public Works (1025 31st St SE)
Any person needing special accommodation for the meeting is requested to notify the City Clerk's office at 857-4752.

1. Engineering 2027 Budget Brief

2. Public Works Utilities 2027 Budget Brief

3. Public Works Operations 2027 Budget Brief

City of Minot
North Dakota



2027 DEPARTMENT BUDGETS

ENGINEERING BUDGET | JUNE 25, 2026

City of Minot

CORE VS NON-CORE

TRAFFIC DIVISION| ENGINEERING BUDGET

CORE SERVICES

- SIGNAL MAINTENANCE
- LIGHTING MAINTENANCE
- SIGN MAINTENANCE
- UTILITY LOCATES
- PAVEMENT MARKING DESIGN AND MANAGEMENT
- TRAFFIC CONTROL DESIGN AND COORDINATION BETWEEN DEPARTMENTS
- TRAFFIC SIGNAL DESIGN AND MANAGEMENT
- TRAFFIC STUDIES
- DEPARTMENT ADMINISTRATION

NON-CORE SERVICES

City of Minot

DEPARTMENT EMPLOYEES

TRAFFIC BUDGET

POSITIONS		JUSTIFICATION
TRAFFIC ENGINEER	1	TRAFFIC CONTROL DESIGN, SIGNAL TIMING, PAVEMENT MARKINGS, TRAFFIC STUDIES
TRAFFIC MAINTENANCE	5	SIGNAL, LIGHTING & SIGN MAINTENANCE UTILITY LOCATES, AFTER HOURS CALLBACKS

TOTAL NUMBER OF POSITIONS: 6

City of Minot

DEPARTMENT EMPLOYEES

TRAFFIC BUDGET

		Signals Maintenance	Lighting Maintenance	Sign Maintenance	Other/General Maintenance	Locates	Traffic Control Design, Review, and Coordination	Traffic Project Design and Management	Traffic Engineering	Department Administration	SUM
STAFF	Traffic Engineer	0	0	0	188	0	470	564	376	282	**1880**
	Traffic Foreman	658	564	376	94	94	0	0	0	94	**1880**
	Traffic Maintenance Tech	470	564	470	188	188	0	0	0	0	**1880**
	Traffic Maintenance Tech	94	94	376	0	1316	0	0	0	0	**1880**
	Traffic Maintenance Tech	376	658	658	0	188	0	0	0	0	**1880**
	Traffic Maintenance Worker	94	470	1222	0	94	0	0	0	0	**1880**
	Hours	**1692**	**2350**	**3102**	**470**	**1880**	**470**	**564**	**376**	**376**	**11280**
	Time Allocation	15%	21%	28%	4%	17%	4%	5%	3%	3%	

City of Minot

TRAFFIC BUDGET

GOAL 3% REDUCTION

CORE SERVICE	BUDGETS	MANAGEMENT OF EFFECTS
SIGNAL AND LIGHTING MAINTENANCE CRITICAL SAFETY ACCOUNT	EXTERNAL 2024 - $150K 2025 - $160K 2026 - $38K 2027 – $125K	EXTERNAL LINE ITEM IS PRIMARILY UTILIZED ON SIGNAL/LIGHTING CRASH CLAIMS. 2025 ACTUALS: CRASH CLAIMS - $132,368 GENERAL MAINTENANCE - $40,006 UNDERFUNDING INCREASES THE CHANCES OF A BUDGET AMENDMENT.
	INTERNAL 2024 - $150K 2025 - $100K 2026 - $100K 2027 – $100K	INTERNAL LINE ITEM IS PRIMARILY UTILIZED ON MISCELLANEOUS REPAIRS AND SPECIALIZED WORK 2025 ACTUAL - $102,335 INCLUDES FUNDS FOR SIGNAL HEAD LED REPLACEMENTS. SWITCHED TO LONGER LIFESPAN MODULES IN 2026.

City of Minot

TRAFFIC BUDGET

GOAL 3% REDUCTION

CORE SERVICE	BUDGETS	MANAGEMENT OF EFFECTS
SIGN MAINTENANCE CRITICAL SAFETY ACCOUNT	EXTERNAL 2024 - $18K 2025 - $20K 2026 - $20K 2027 – $20K	EXTERNAL LINE ITEM IS PRIMARILY UTILIZED ON SIGN CRASH CLAIMS AND SPECIALIZED ASSISTANCE. 2023 ACTUAL - $23,387 2024 ACTUAL - $4,856 2025 ACTUAL – $13,795
	INTERNAL 2024 - $55K 2025 - $55K 2026 - $55K 2027 – $48.5K	INTERNAL LINE ITEM IS PRIMARILY UTILIZED ON REGION REPLACEMENTS AND MISCELLANEOUS REPAIRS/REPLACEMENTS 2030 Region 8 (Medium) - $9,500 2029 Region 7 (Medium) - $9,500 2028 Region 6 (Small) - $7,500 2027 Region 5 (Small) - $7,500 2026 Region 4 (Small) - $6,304

TRAFFIC BUDGET

TRAFFIC BUDGET

CORE SERVICE	BUDGETS	MANAGEMENT OF EFFECTS
STREETLIGHT LED CONVERSIONS	2024 – $0k 2025 - $125K 2026 - $125K 2027 – $0K	AVERAGE ELECTRICAL USAGE SAVINGS IS 50-60%. PAYBACK IS 5-7 YEARS. ELECTRICITY FOR SIGNALS AND LIGHTING COSTS OVER $600,000 EACH YEAR.
REDUCTION IN INTERN HOURS	2024 - $30.0K 2025 - $31.5K 2026 – $34.4K 2027 – $24.9K	WORKLOAD IS DELAYED OR SHIFTED TO MAINTENANCE/ENGINEERING STAFF.CURRENTLY NO TIME AVAILABLE.

City of Minot

TRAFFIC BUDGET

GOAL 3% REDUCTION

CORE SERVICE	BUDGETS	MANAGEMENT OF EFFECTS
PROFESSIONAL CERTIFICATION / TRAINING/TRAVEL	2024 – $16.4K 2025 - $17.6K 2026 - $19.5K 2027 – $10.2K	CERTAIN LICENSURE AND CERTIFICATIONS ARE REQUIRED PER JOB DESCRIPTIONS FOCUS MORE ON ONLINE TRAINING. NOT AS IDEAL FOR HANDS-ON JOBS.
PAVEMENT MARKINGS CRITICAL SAFETY ACCOUNT	2021 - $200K 2022 - $200K 2023 - $220K 2024 - $230K 2025 - $300K 2026 - $320K 2027 – $330K	EPOXY LONG LINE UNIT COSTS ($/ft) 2021 - $0.51 2022 - $0.61 2023 - $0.70 2024 - $0.86 2025 - $0.72 2026 - $0.85

City of Minot

CORE VS NON-CORE

ENGINEERING SERVICES DIVISION| ENGINEERING BUDGET

CORE SERVICES

- DEPARTMENT ADMINISTRATION
- ENGINEERING DESIGN AND CONSTRUCTION MANAGEMENT
- RIGHT OF WAY PERMITTING AND REVIEW
- PLATS AND SUBDIVISION/INFRASTRUCTURE REVIEW
- SITE PLAN REVIEW
- FLOODPLAIN MANAGEMENT
- MS4 STORMWATER PROGRAM ADMINISTRATION
- PERMITTING AND ASSET MANAGEMENT
- GIS

NON-CORE SERVICES

- COMMUNITY RATING SYSTEM ADMINISTRATION
- CAPITAL IMPROVEMENT PLAN

City of Minot

DEPARTMENT EMPLOYEES

ENGINEERING BUDGET

POSITIONS		JUSTIFICATION
ENGINEERING SERVICES	12	INFRASTRUCTURE DESIGN, AMS, GIS, FLOODPLAIN
ENGINERING SERVICES	1	CURRENTLY HELD VACANT – NOT IN 2027 BUDGET

TOTAL NUMBER OF POSITIONS: 13

City of Minot

DEPARTMENT EMPLOYEES

ENGINEERING SERVICES BUDGET

		Department Administration	Engineering Design and Construction Management	Right of Way Permitting and Management	Plats and Subdivision Infrastructure Plan Review	Site Plan Review	Floodplain Management	MS4 Storm Water Program Administration	Community Rating System Program Administration	Compiling and Updating the City's 5 Year Capital Improvements Plan	Managing the Permitting and Asset Management System	Managing the City's GIS	SUM
STAFF	City Engineer	470	564	94	188	131.6	112.8	37.6	56.4	112.8	94	18.8	**1880**
	Assistant City Engineer	282	338.4	225.6	188	282	94	75.2	75.2	18.8	282	18.8	**1880**
	Project Manager	131.6	1692	56.4	0	0	0	0	0	0	0	0	**1880**
	Project Engineer	0	1880	0	0	0	0	0	0	0	0	0	**1880**
	Project Engineer	0	1880	0	0	0	0	0	0	0	0	0	**1880**
	Project Engineer	0	188	0	564	37.6	0	0	0	56.4	564	470	**1880**
	Engineering Tech	0	940	940	0	0	0	0	0	0	0	0	**1880**
	Engineering Tech	0	1692	188	0	0	0	0	0	0	0	0	**1880**
	CAD Tech	0	1880	0	0	0	0	0	0	0	0	0	**1880**
	Stormwater Manager	0	0	0	0	0	470	940	470	0	0	0	**1880**
	GIS Manager	0	0	0	0	0	0	0	0	0	0	1880	**1880**
	GIS Tech	0	0	0	0	0	0	0	0	0	0	1880	**1880**
	Admin Assistant	94	789.6	526.4	112.8	112.8	37.6	37.6	37.6	37.6	94	0	**1880**
	Hours	**977.6**	**11844**	**2030.4**	**1052.8**	**564**	**714.4**	**1090.4**	**639.2**	**225.6**	**1034**	**4267.6**	**24440**
	Time Allocation	**4%**	**48%**	**8%**	**4%**	**2%**	**3%**	**4%**	**3%**	**1%**	**4%**	**17%**	

City of Minot

ENGINEERING BUDGET

GOAL 3% REDUCTION

CORE SERVICE	BUDGETS	MANAGEMENT OF EFFECTS
REDUCTION OF TRAINING/TRAVEL	2024 - $28K 2025 - $27K 2026 - $13K 2027 – $7K	MINIMUM TRAINING MET FOR LICENSURE/CERTIFICATIONS. NATIONAL TRAVEL REDUCED OR ELIMINATED. NOT BEING EXPOSED TO NEW IDEAS AND INNOVATIONS.
REDUCTION OF BUILDING/VEHICLE MAINTENANCE	2024 - $11K 2025 - $5K 2026 - $3K 2027 – $4K	ONLY VERY MINOR ROUTINE MAINTENACE IS BUDGETTED FOR. ANYTHING MODERATE OR LARGE THAT COMES UP NEEDS BUDGET AMENDMENT.
REDUCTION OF SUPPLIES AND EQUIPMENT	2024 - $11K 2025 - $5K 2026 - $3K 2027 – $4K	SWITCHED FROM 3-YEAR TO 4-YEAR COMPUTER ROTATION.

City of Minot

ENGINEERING BUDGET

GOAL 3% REDUCTION

CORE SERVICE	BUDGETS	MANAGEMENT OF EFFECTS
REDUCTION OF SOFTWARE SERVICE CONTRACTS	2024 - $30K 2025 - $40K 2026 - $23K 2027 – $25K	DELAY IN GIS/CITYWORKS RESTORATION, INTERNAL AND EXTERNAL DISRUPTIONS
REDUCTION OF STAFF OR POSSIBLE REDUCTION OF INTERNS	2027 – TECH	CURRENT 2027 BUDGET LEAVES AN ENGINEERING TECH POSITION UNFILLED. REALIGNED WORKLOAD FOR SUMMER 2026. 2027 SHIFT WORKLOAD TO CONSULTANTS OR REDUCE PROJECTS OR COMBINE PROJECTS
STABILIZATION TO PCI 80 NEEDS $14M INDEXED TO INFLATION	2024 - $11M 2025 - $12M 2026 - $10M 2027 – $?M	WITH LESS THAN $14M, WE CONTINUE TO LOSE GROUND ON PAVEMENT MAINTENANCE – WE HAVE LEFT THE BUDGET AT $10M

City of Minot Street Network

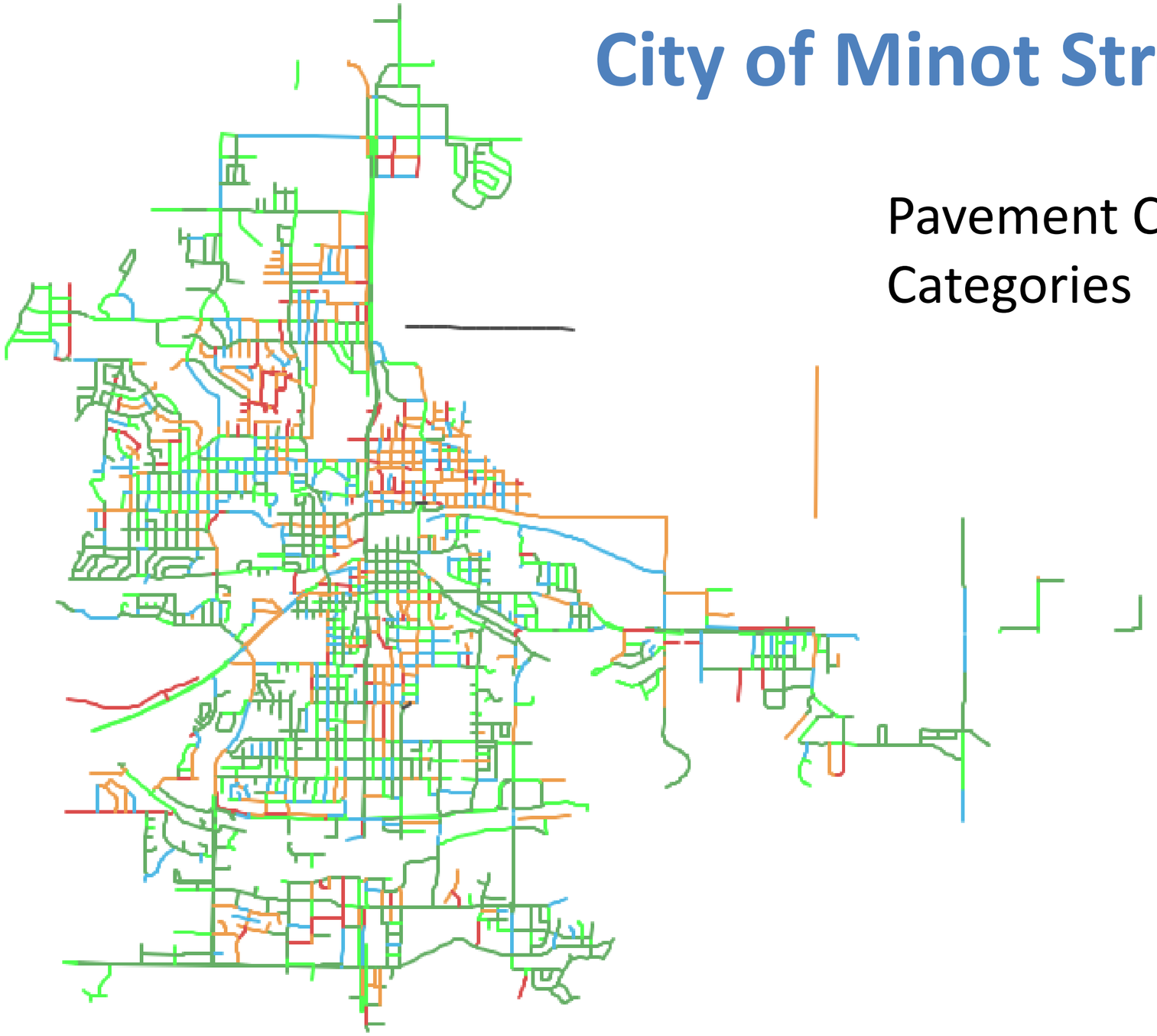

Pavement Condition Index (PCI) Categories

- Very Good
- Good
- Satisfactory
- Poor
- Very Poor

Pavement Condition Index is a standardized ASTM D6433 road condition rating system that became a standardized index in 1999.

Distribution of Pavements by Condition Categories

Slippage Rate: A very expensive metric if not managed.

Current Year 2026

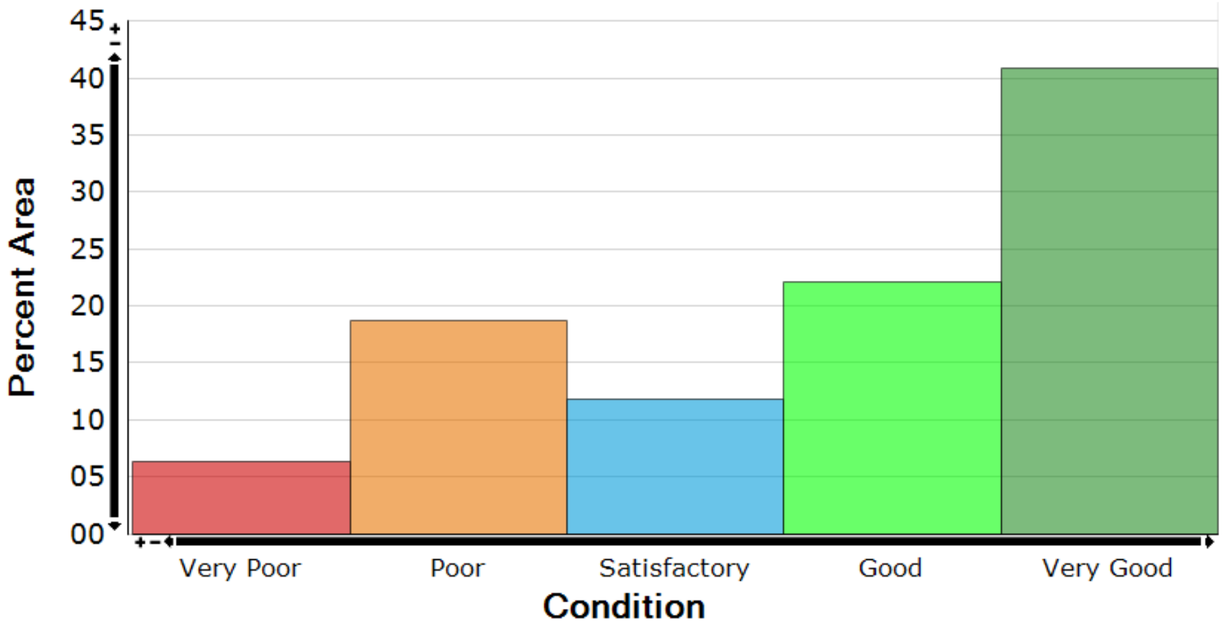

6% of Network in Very Poor Reconstruction Bucket
Cost to Reconstruct at the Low Example Price
=4.6 M SY * .06 * $80/SY = $22.08 M

2031 – When No money Spent on Network

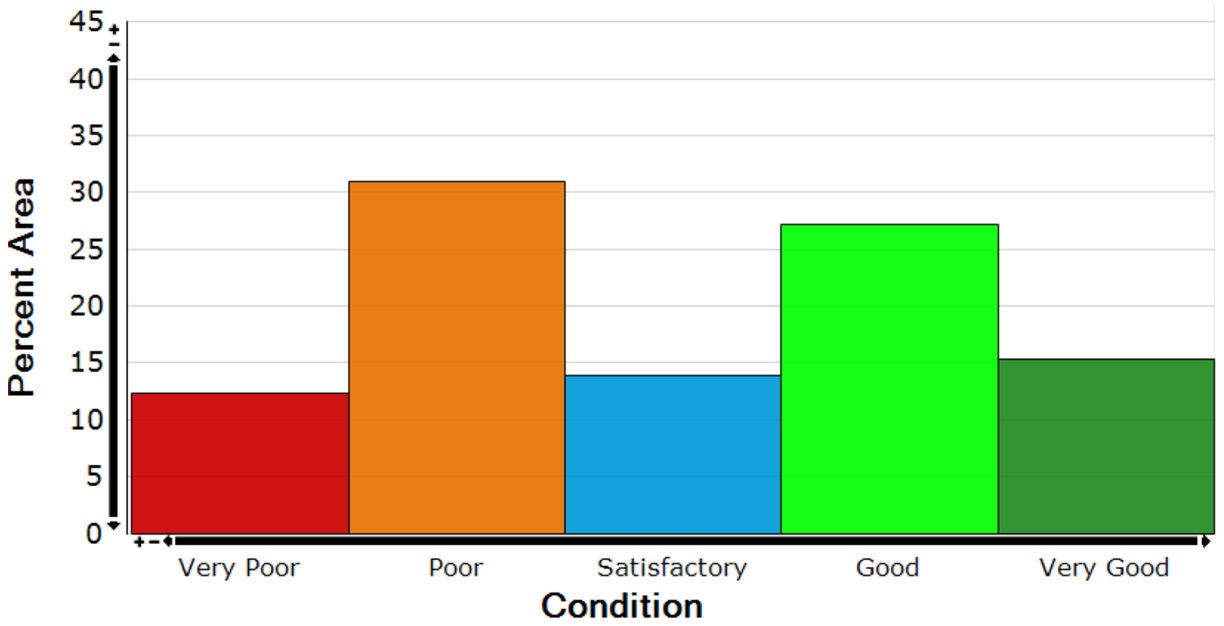

12% of Network in Very Poor Reconstruction Bucket
Cost to Reconstruct at the Low Example Price
=4.6 M SY * .12 * $80/SY = $44.16 M

- Notice the big build up in poor bucket getting ready to drop to very poor bucket.
- Worst First Pavement management lets things slip into expensive reconstruction.

Data-Driven Pavement Management

Focuses on lifecycles to stretch taxpayer dollars farther.

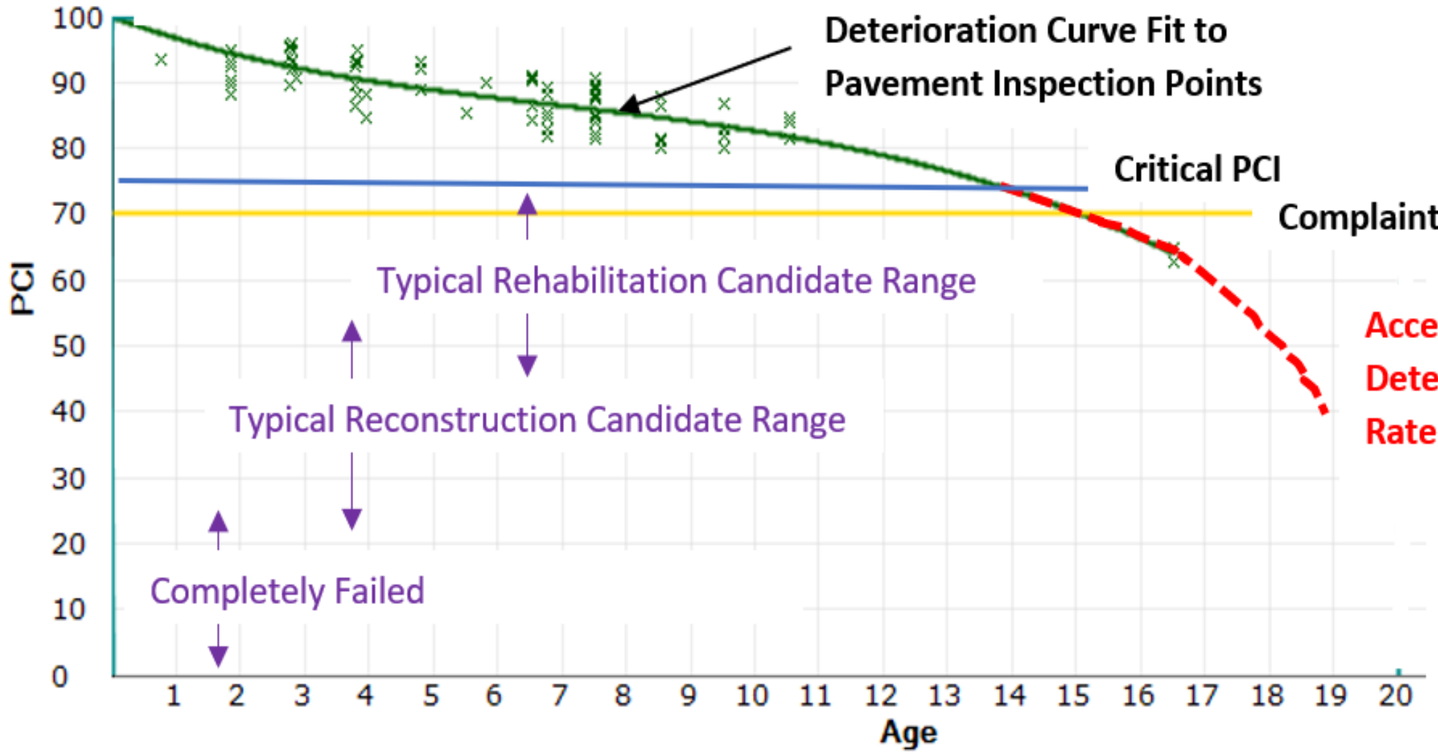

One of the 2,600 Road Segments in Minot's System

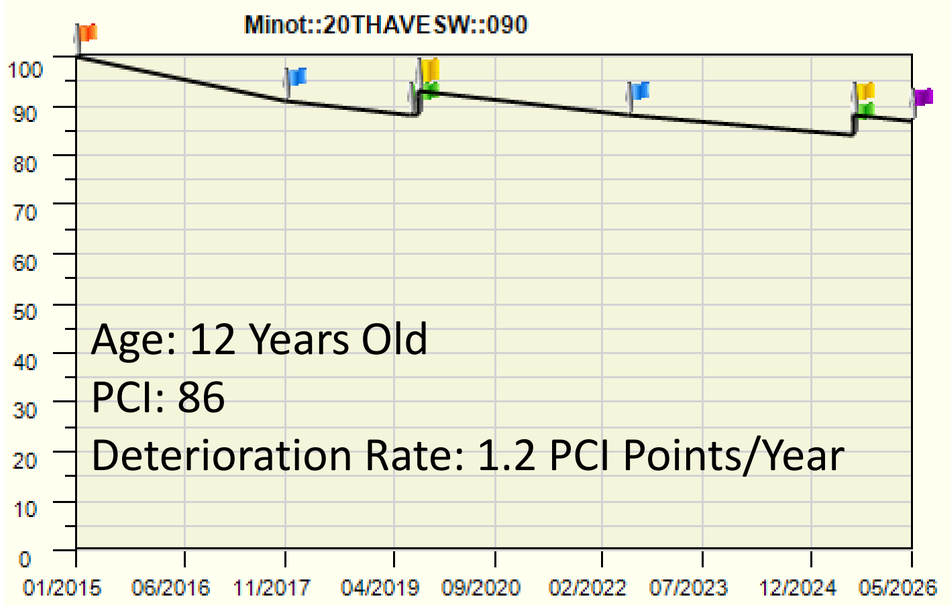

Layered Asset Data

Coordinated Cost Savings By Harvesting Data

- PAVER – GIS – ASSET MANAGEMENT LAYERS (*Heat Maps with Potential for Composite Indexes)*
- Funding Opportunities in near future.
- Safety/Infrastructure Upgrades (non pavement related i.e. signals, lane alignments, sight distances, sidewalks)
- Route Criticality (i.e. traffic counts, hospital road, school zone)
- Nearby Programmed projects
- Underground Age/Breaks/Needed Size Upgrades
- Maintenance Operational Delay Costs
- Budget Outlooks



Summary Goals

- Have funds to address safety issues & Basic Operational Repairs (#1 Priority)
- Lower cost of ownership
- Keep condition near or above complaint line (per user survey).
- Manage Distribution of pavements in the condition categories so that there will not be a huge future reconstruction costs and yearly operational patching maintenance can be practically achieved.
- Identify where the funding level needs to be to make at least some backlog progress. Stability and commitment will equal better results and efficiency of funds.
- Provide the Network Level Asset Management Stewardship to manage the near future for the far future.
- The Engineering Department began full scale pavement management process in 2018. This can be thought of as a transitional generation to data driven, transparent pavement management to make informed decisions.



ASSESS PAVEMENT CONDITION. KNOW WHAT YOU HAVE!



DETERMINE NETWORK BUDGET DEMANDS AND SET EXPECTIONS.



OPTIMIZE TREATMENT PLAN TO THE BUDGET AMOUNT.



EXECUTE WORK PLAN AND MEASURE PROGRESS.

City of Minot

EXECUTIVE SUMMARY

ENGINEERING BUDGET

MARGINAL GAINS	IMPACT
UPDATED DESIGN WORKFLOW(PII PROJECT)	INCREASED EFFICIENCY IN DESIGN PROCESS. REDUCE ERRORS AND CHANGE ORDER POTENTIAL
UTILIZE VIRTUAL PM SOFTWARE	ENSURES PROJECT DOCUMENTATION IS TAKEN. RECORDS KEPT IN ORDER
ADD NEW GIS CONTENT AND UPDATE EXISTING MAPS AND APPS	UPDATING PARCEL FABRIC, LEAD SERVICE LINES, TRAFFIC SYSTEM DATA
UPDATE AND REFINE PAVER DATABASE	REFINE OUR FOCUS AREAS FOR PAVEMENT MANAGEMENT WITH UPDATED BUDGET SCENARIOS

Public Works Utilities Budget Presentation to Minot City Council

Jason Sorenson – Utilities Director

Public Works Utilities Departments

Public Works Admin

Director

Admin – Kari Hoyt

Project Manager – Veronica Meyer

(2) Project Engineer

- **Ben Cofell**
- **Tristan Schettler**

Engineering Tech – Anthony Cuypers

Utility Divisions

Water Treatment – Justin Seifert

Water Distribution – Brian Randash

Sewage Pumping

& Treatment – Brian Randash

Landfill – Josh Kraft

Sanitation/Collection – Josh Kraft

City of Minot

PUBLIC WORKS

FIRST RESPONDER

Public Works Admin

Public Works is working on solutions and funding for several major tasks in the next 1-2 years

- EPA – Lead line inventory and replacement program
- Cast Iron Pipe replacement program of 70+ miles of pipe
- Flood Control
- Flood Control Maintenance
- Operation and Maintenance of NAWS Biota plant



City of Minot

PUBLIC WORKS

FIRST RESPONDER

Public Works Admin

EPA Lead and Copper Rules

- Priority – Verify service line material for over 8,000 unknowns prior to October 2027
- Avoid unknowns in the replacement pool
- First ID project underway
  - $1.2 million to identify 2,200 service lines
- Predictive Modeling – July 6 meeting
  - Potential to reduce unknowns by >40%
- Secured a DWSRF loan of $29 million
  - Eligible for 71% loan forgiveness

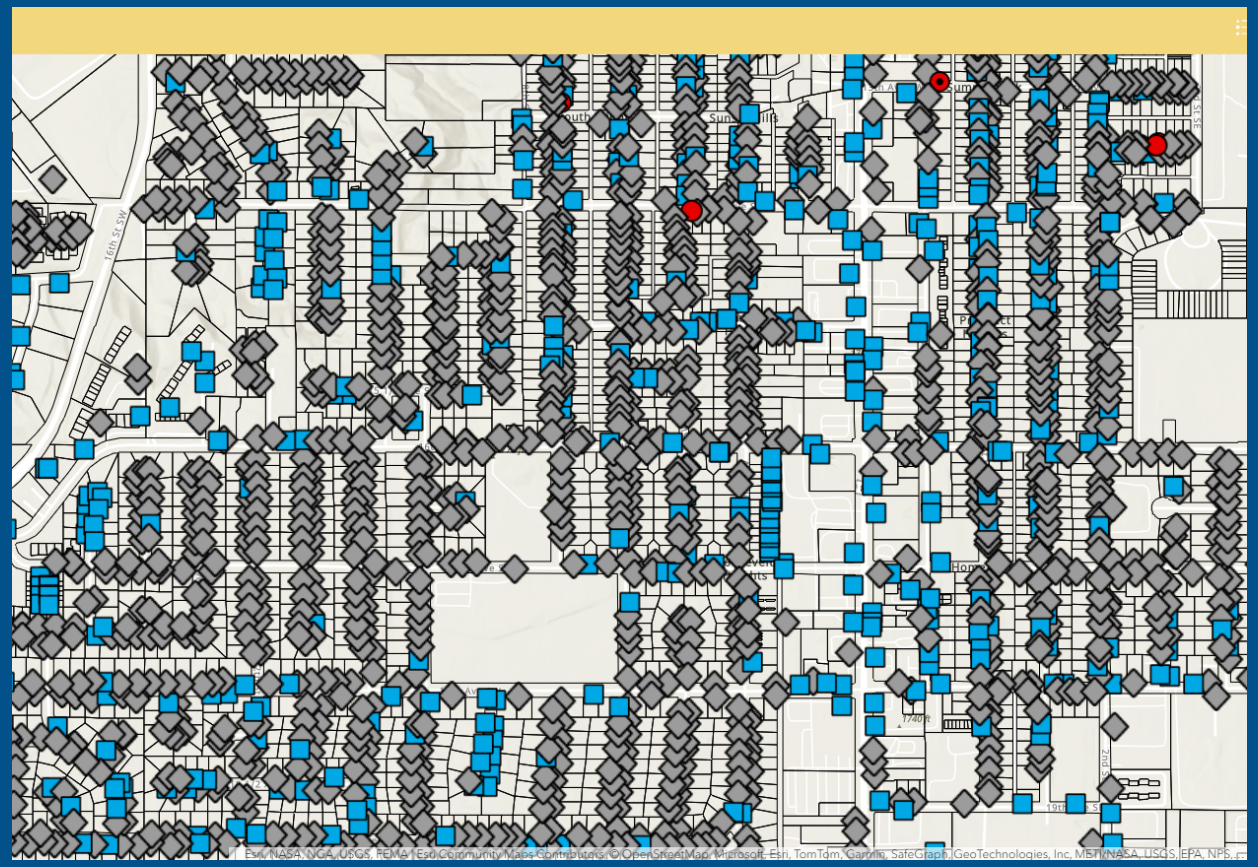

City of Minot

PUBLIC WORKS

FIRST RESPONDER

Public Works Admin

Cast Iron Pipe Replacement Plan

Over 70+ miles of CIP to replace (CIP Watermains (minotnd.org)

Estimated cost $200+ Million

- $2.0 million budgeted in replacement each year
  - Designed and administered with City staff
- $7.0 million designed and managed with a consultant
  - Historically used 60% DWR cost share and 40% DWSRF

DWR is reevaluating its cost share policy (RTF revenues are declining)

- Reducing cost share to 25% with a maximum of $2.0 million
- Eliminate cost share for replacements for cities over 10K

Future projects to be 100% DWSRF funded

- Rate adjustments to keep pace with debt service
- Maintain a healthy reserve balance



City of Minot

PUBLIC WORKS

FIRST RESPONDER

Public Works Admin



Design and construct Sewer Rehab - $1,200,000
- Lining old clay tile
- Manhole rehab

Design and construct Storm Sewer Rehab - $700,000

Assist with Emergency Management and Flood Control Maintenance

Superfund Reuse Project

City of Minot

PUBLIC WORKS

FIRST RESPONDER

Water Treatment

Fiscal Year: Multiple selections | Organization: 14060000 - WATER PLANT | Budget Rollup: All | Object: All

2026 BUDGET BREAKDOWN

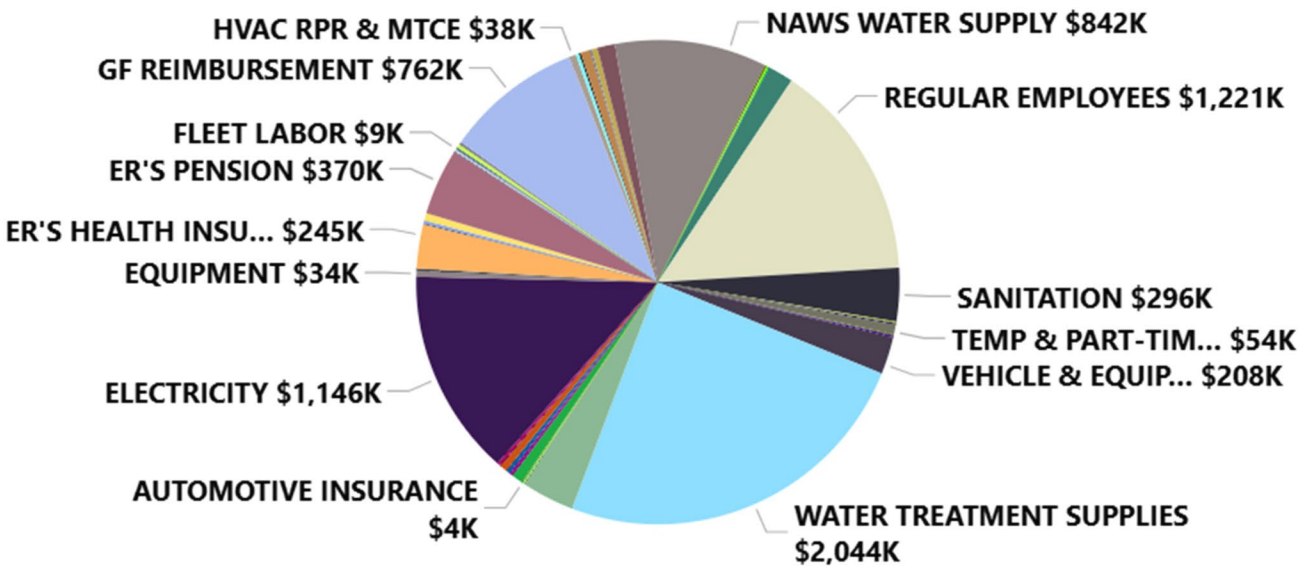

Fiscal Year	Original Budget	Actual
2026	$8,309,173.94	$2,942,481.90
2025	$8,135,866.93	$11,050,250.94
2024	$8,415,544.71	$10,745,220.48
2023	$7,266,042.13	$10,742,363.92

2027 INITIAL PROJECTIONS

$7,753,000

REDUCTION

~6.7%

BUDGET YEAR COMPARISON

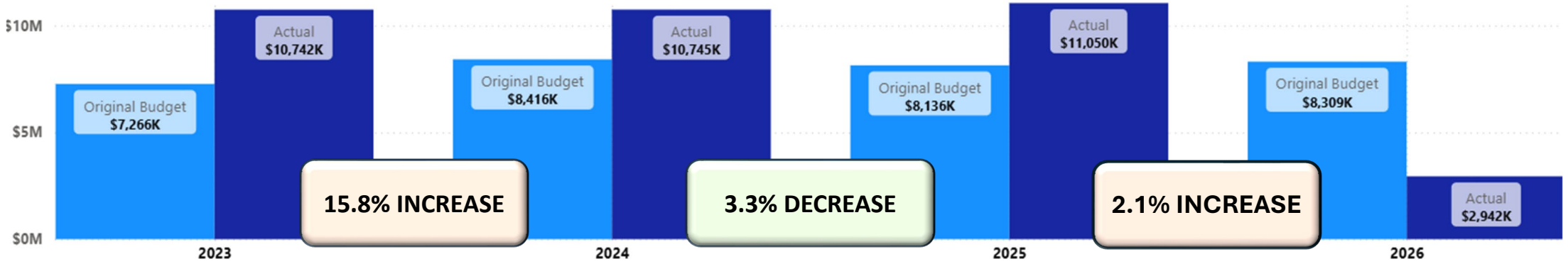

Water Treatment

2027 Priorities

Focus on operations at the Biota Treatment Plant
- Hopefully October 2026!

Continue staffing discussions at Biota
- BOR has only committed to 9.5 FTEs
- Requires a minimum of 15 FTEs

Continue to analyze staffing needs at Minot WTP

No capital purchases planned in 2027



City of Minot

PUBLIC WORKS

FIRST RESPONDER

Water Distribution

Fiscal Year: Multiple selections | Organization: 14061000 - WATER DISTRIBUTION | Budget Rollup: All | Object: Multiple selections

2026 BUDGET BREAKDOWN

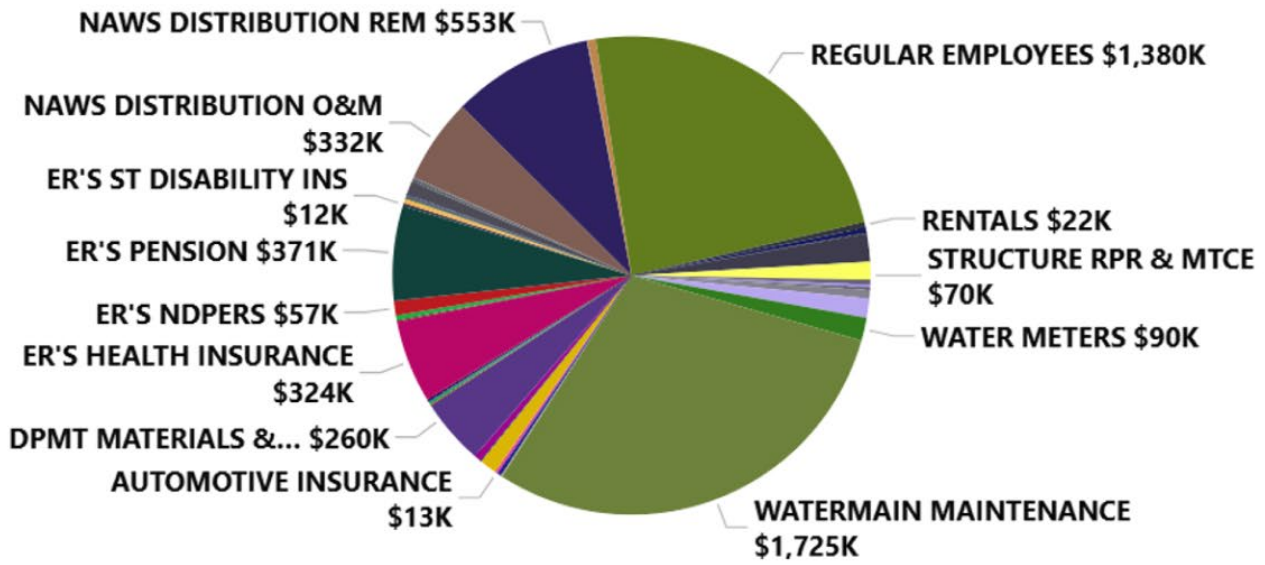

Fiscal Year	Original Budget	Actual
2026	$5,808,348.50	$1,397,669.08
2025	$6,108,398.72	($1,014,456.95)
2024	$6,107,204.05	$3,306,869.28
2023	$5,710,214.73	$4,315,668.00

2027 INITIAL PROJECTIONS

$5,723,000
REDUCTION
~1.5%

BUDGET YEAR COMPARISON

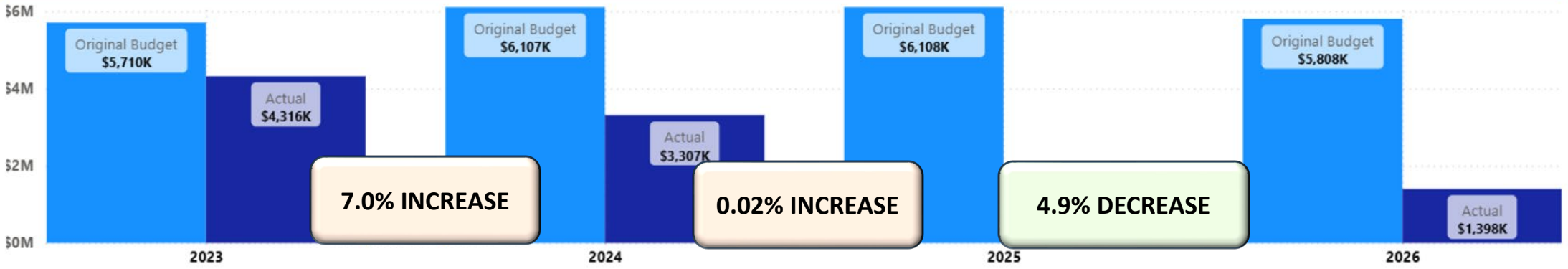

Sewage Pumping and Treatment

Fiscal Year: Multiple selections | Organization: 14062000 - SEWAGE PUMPING | Budget Rollup: All | Object: Multiple selections

2026 BUDGET BREAKDOWN

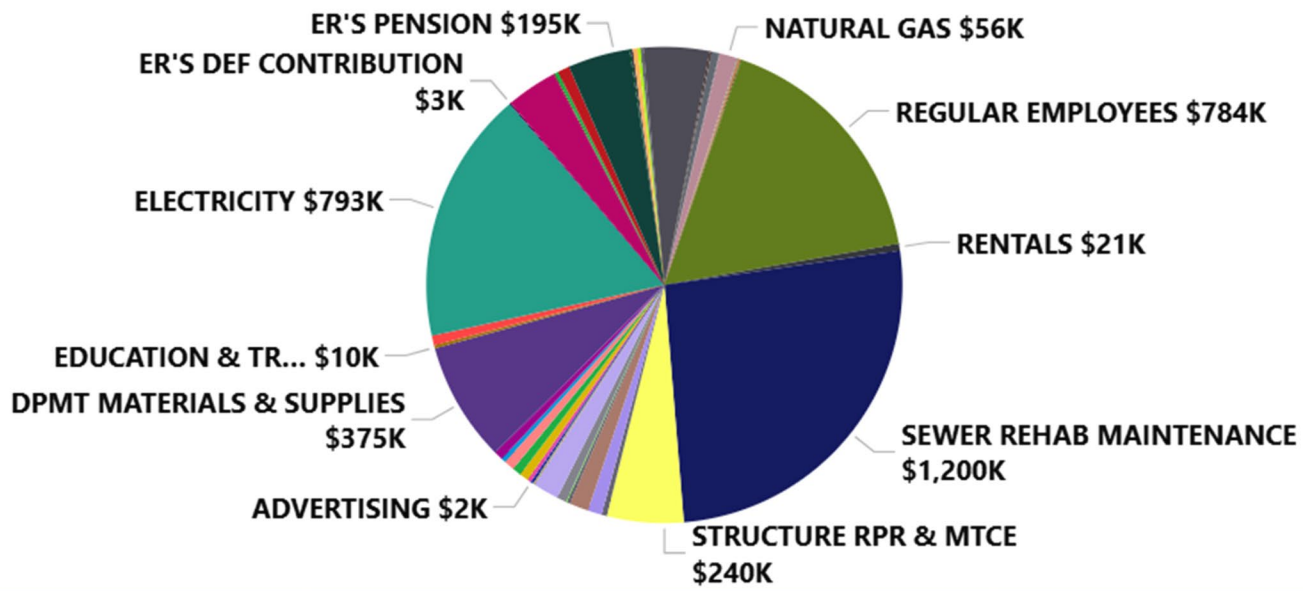

Fiscal Year	Original Budget	Actual
2026	$4,617,371.55	$1,035,161.71
2025	$4,764,958.26	$4,168,004.30
2024	$4,326,155.53	$4,060,693.07
2023	$4,355,018.87	$2,774,409.77

2027 INITIAL PROJECTIONS

$4,284,000
REDUCTION
~2.8%

BUDGET YEAR COMPARISON

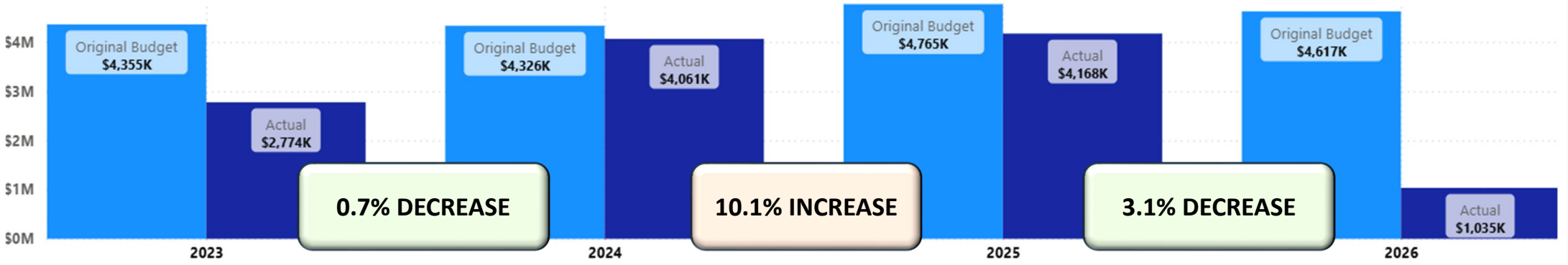

Water/Sewer Tasks

Workforce Tracker

Based on a 2080hr Work Year Per Employee for 10 Employees

Heavy Crew	Goal	# of employees	Estimated Work Hours	Total Hours of Employees	Equipment
Replace Curb Stops	90 CS's	6	8	4320	1 to 2 Backhoes, 2 to 3 Dump Trucks, Vac, Service truck, Skid Steer, and Truck with Trench protection
Repair Curb Stop Risers	40 Risers	2	4	320	Service Truck and Vac
Cut and Thread Risers and Extentions	100 extentions	2	8	200	Industrial Pipe Threading Machine
Replace Gate Valves	25 GV's	6	8	1200	1 to 2 Backhoes, 2 to 3 Dump Trucks, Vac, Service truck, Skid Steer, and Truck with Trench protection
Repair Gate Valves	5 GV's	6	4	120	1 to 2 Backhoes, 2 to 3 Dump Trucks, Vac, Service Truck, Skid Steer, and Truck with Trench protection
Gate Valve Working Program	2000 GV's	2	8	2080	1 to 2 Service Trucks and Gate Valve Machine
Replace Hydrants	15 Hyd's	8	10	1200	1 to 2 Backhoes, 2 to 3 Dump Trucks, Vac, Service Truck, Skid Steer, and Truck with Trench protection
Repair Hydrants	70 Hyd's	3	4	840	1 to 2 Service Trucks
Inspect Hydrants (Hydrant Program)	800 Hyd's	2	8	2080	1 to 2 Service Trucks
Paint Hydrants	1000 Hyd's	1	8	640	1 Service Truck
Maintain Hydrant Holes	15 Holes	4	2	120	Skid Steer, Service Truck, and 1 or 2 Dumptrucks
Repair Water Mains	50 Breaks	8	10	4000	1 to 2 Backhoes, 3 to 4 Dump Trucks, Vac, Service truck, Skid Steer, and Truck with Trench protection
Maintain Water Break Holes	25 Holes	8	2	320	Skid Steer, Service Truck, and 1 or 2 Dump Trucks
Haul in Clay for Back Filling	20 Days	6	8	960	4 Dump Trucks and 2 Loaders
Haul Out Slop from Water Breaks	20 Days	5	8	800	4 Dump Trucks and 1 Loader
Shop and Vehicle Maintenence	52 Weeks	4	4	832	N/A
Make barricades and Sign Maintenence	15 Days	2	8	240	N/A
Rip Rap Work at Lagoons	15 Days	2	8	240	1 Backhoe, 1 Skid Steer, 1 to 2 Dump Trucks
Mandatory PTO	10 Days	10	8	800	
			Totals	21312hrs	

Water/Sewer Tasks

Workforce Tracker

Meter Crew	Goal	# Of Employees	Estimated Work Hours	Total Hours Of Employees	Days Of Year	Total Hours2	Equipment
Locates	5000	1	8	8	260	**2080**	1 Service Truck
Service Calls 57/58	6750	3	8	24	260	**6240**	2 Service Trucks With Boxes
Inspections	100	1	0.5	0.5	100	**50**	1 Truck
Delinquent Accounts	1200	4	8	32	52	**1664**	2 Trucks
Flow Hydrants	900	1	0.5	0.5	900 Hydrants	**450**	2 Trucks
Install Hydrant Meters	50	2	0.5	1	50	**50**	2 Trucks
CS Riser Repairs	100	2	1	2	200	**200**	1 Truck
GV Riser Repairs	50	2	1	2	100	**200**	1 Truck
GV On/Off	200	2	0.5	1	200	**200**	2 Trucks
CCTV	15000ft	2	8	16	130	**2080**	1 Truck, 1 Camera Trailer
Jet/Vac	15000ft	2	8	16	130	**2080**	1 Truck, 1 Jet/Vac
Jet	50000ft	2	8	16	100	**1600**	1 Truck, 1 Jetter
Flush	130000ft	2	8	16	195	**3120**	1 Truck, 1 Flusher
SSO	50	3	0.5	1.5	50 SSOs	**75**	1 Truck, 1 Jetter
Repair MHs	20	4	4	16	20 MHs	**320**	2 Trucks, 1 Jackhammer
Mandatory PTO	80 Hrs	10				**800**	
Total	2080 Hrs By 10 Employees = 20800 Hrs					21209	

Water/Sewer Tasks

WorkForce Tracker

2080 hrs x 9 Employes=18720 (Plus Part Time Help)

Sewer Crew	Goal	# Of Employees	Estimated Work Hours	Total Hours Of Employees	Days of Year	Total Hours	Equipment
Weekly Lift Station Inspections	43x2	4	32	32	104	8320	2 Trucks
Mow Grass*	28 Locations	5	8	40	104	4160	5 Mowers
Clean Lift Stations	11	2	8	16	24	384	2 Trucks
Snow Removal	43 Lift Stations	6	8	48	24	1152	Tool Cat, Snow Blowers and Skidster/Loader
Flush Lift Stations	43 Lift Stations	4	8	32	48	1536	Flusher Truck and 3 Pickup Trucks
Hours And Alarms	43 Lift Stations	4	8	32	12	384	Pickup trucks
Spray Weeds At Different Locations*	Various Locations	4	8	32	120	960	Sprayer Truck/Handheld Sprayers
Rip-Rap At Lagoons	Lagoon Cells As Needed	2	8	16	20	320	Skidster and Packer
Load Test Lift Station Generators	22	4	8	32	12	384	4 Trucks
Flush Specific Sewer Lines	2 Mains	2	1	2	12	24	Flusher Truck and 1 Pickup Truck
Lab Technicians						4160	
Aeroation Blower Maintenance	4 Blowers	2	1	2	260	21784	Grease Guns And Oil cans
Check Totalizers At Master, 55Th St And Puppy Dog	3 Lift Stations	2	8	4	260		1 Pickup Truck
Collect Lagoon And River Samples, Monitor Lagoon Levels	2 Locations	2	3	6	260		1 Pickup Truck
Check Aeroation Ponds	2 Ponds	2	2	2	260		2 Pickup Trucks
Test Lagoon Samples Including Surrounding Cities And Air Force Bas	7 Locations	2	4	4	260		Test Equipment and 1 Pickup Truck
Input Data Results From Test Samples	1 Hr per day	1	5	5	260		Pc And Office Supplies
Maintain Lab Facilities And Records IAW State Parameters	2 Hrs Per Week	1	2	2	104		Office Supplies
Mandatory Pto		9	80			720	
						22504	

Water/Sewer Equipment

2027 Capital Purchases

Water Distribution

- Truck w/Utility box - $80,000
- Tandom Axle Dump Truck - $200,000
- Hydro Excavator - $100,000 (year 1 of 8)
- Skid Steer lease - $83,000
- New Backhoe - $100,000

Sewage Pumping and Treatment

- Jet/vac combo - $100,000 (Year 1 of 8)
- Pickup Truck - $65,000
- Landscape Trailer - $7,000
- Front mount Plow - $11,000

Water/Sewer Building Reconstruct/Renovation is currently in the 2027 budget. Remodel analysis is still being looked at. Hope to have a concept back in front of council still in 2026

City of Minot

PUBLIC WORKS

FIRST RESPONDER

Sanitation Department

Fiscal Year: Multiple selections | Organization: 13056000 - GARBAGE COLLECTION | Budget Rollup: All | Object: All

2026 BUDGET BREAKDOWN

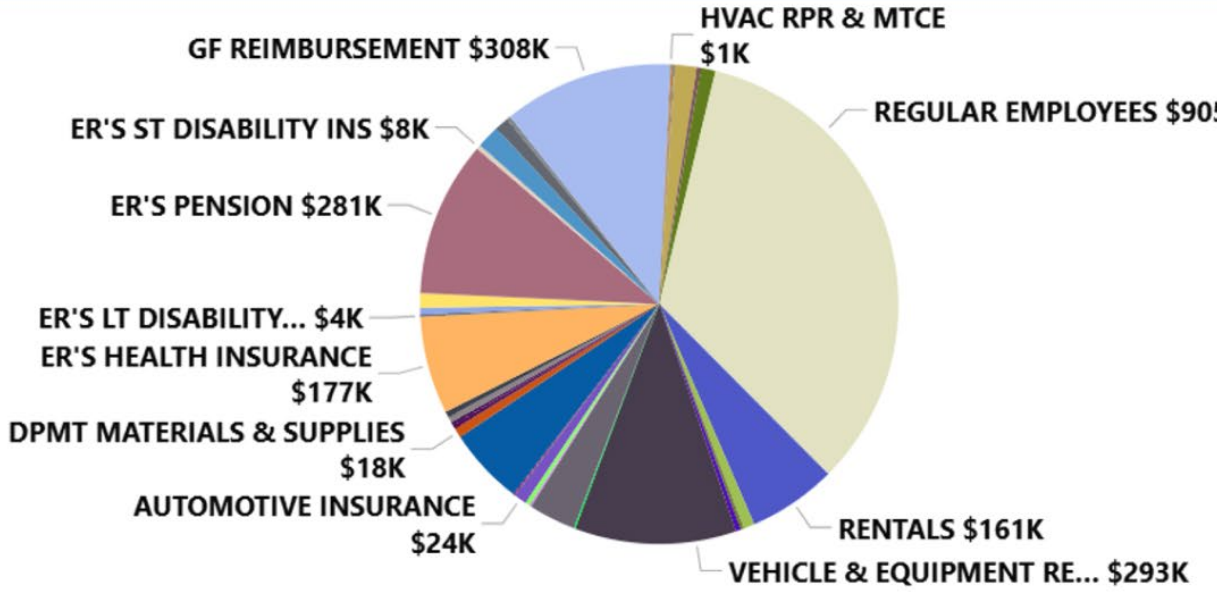

Fiscal Year	Original Budget	Actual
2026	$2,686,531.26	$1,659,730.28
2025	$3,451,592.01	$3,195,490.53
2024	$3,343,507.67	$2,904,001.64
2023	$2,408,476.83	$3,735,915.01

2027 INITIAL PROJECTIONS

$2,252,000 REDUCTION ~6.7%

BUDGET YEAR COMPARISON

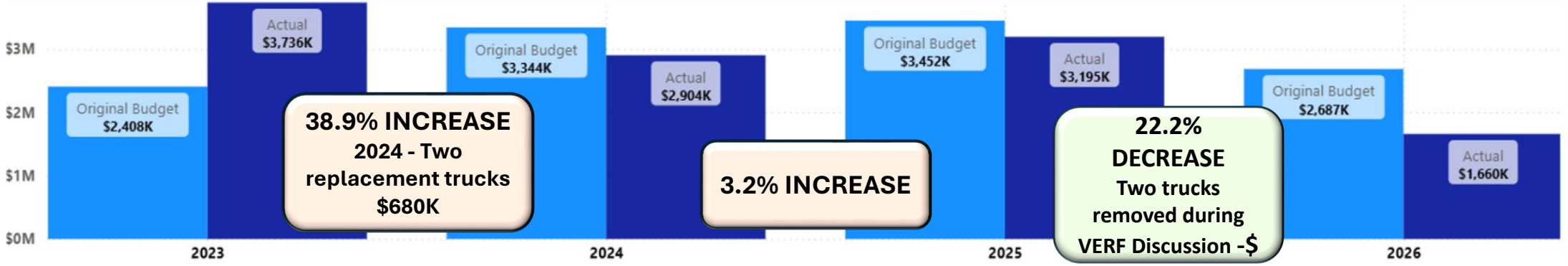

Sanitation Department

2027 Budget

Capital Purchase

- (2) Single Arm Trucks - $678,000

- Purchased first single arm in 2026. $339K vs $430K for dual arm. More complicated design, takes longer for delivery. Difficult to use chassis after life as a garbage truck due to drop frame. Use dual arm trucks for approximately 3,000 alley collections. Alley collection is tight quarters and very slow. Heavy truck traffic in alleys causes a need for regular maintenance by Street Department. Could transition to all single arm trucks but would need to transition customers to street side collection.

- Some residents have strong feelings regarding alley collection, so would need council support to take on this endeavor.

City of Minot

PUBLIC WORKS

FIRST RESPONDER

Sanitation Department

Other Considerations

Once Per Week Collection
- Regular requests to transition to once per week.

Current Schedule

	MON	CUSTOMERS/ LIFTS	MILES	FUEL
WK 1	7 REC	5000	284	160
WK 2	7 MSW	6600	284	160

Once Per Week Schedule

	MON	CUSTOMERS/ LIFTS	MILES	FUEL
WK 1	4 MSW & 2 REC	3360 & 1260	186	105
WK 2	4 MSW & 2 REC	3360 & 1260	186	105

Annual Savings

21,008 Miles	
12,142 Gallons of Fuel	$49,000
7 Vehicle Services	$2,870
342,784 Cart Lifts	$7,500 every 5 years per truck

Pros
- Fuel Savings
- Preventative Maintenance Savings
- Prolonged life of packer components
- Prolonged chassis life
- Easier to schedule Holiday make-up
- Staff availability for tree and bulk collection

Cons
- Customer complaints

Set Out Rate

Monday	68%	Tuesday	66%
Thursday	83%	Friday	81%
Monday	66%	Tuesday	69%
Thursday	67%	Friday	67%

Set out rate inflated on double waste week due to picking up all alley containers

City of Minot

Sanitation Department

Other Considerations

Spring/Fall Cleanup Events

- Events were planned around surplus equipment and labor from other departments so the program has never had a cost center in the budget
  - Began with 7 spare trucks
  - Currently have 5 trucks
  - 50+ staff from multiple departments
- Need to begin planning to replace truck chassis - $150,000
  - These trucks only get used a handful of times per year

PII Team explored multiple options

- Maintain Current Service
- Restrict to only bulk items that won't fit in cart
- Enhanced Bulk Collection
- Discontinue One or Both events and offer expanded landfill drop-off

City of Minot

PUBLIC WORKS

FIRST RESPONDER

City Landfill

Fiscal Year	Organization	Budget Rollup	Object
Multiple selections	13057000 - LANDFILL	All	All

2026 BUDGET BREAKDOWN

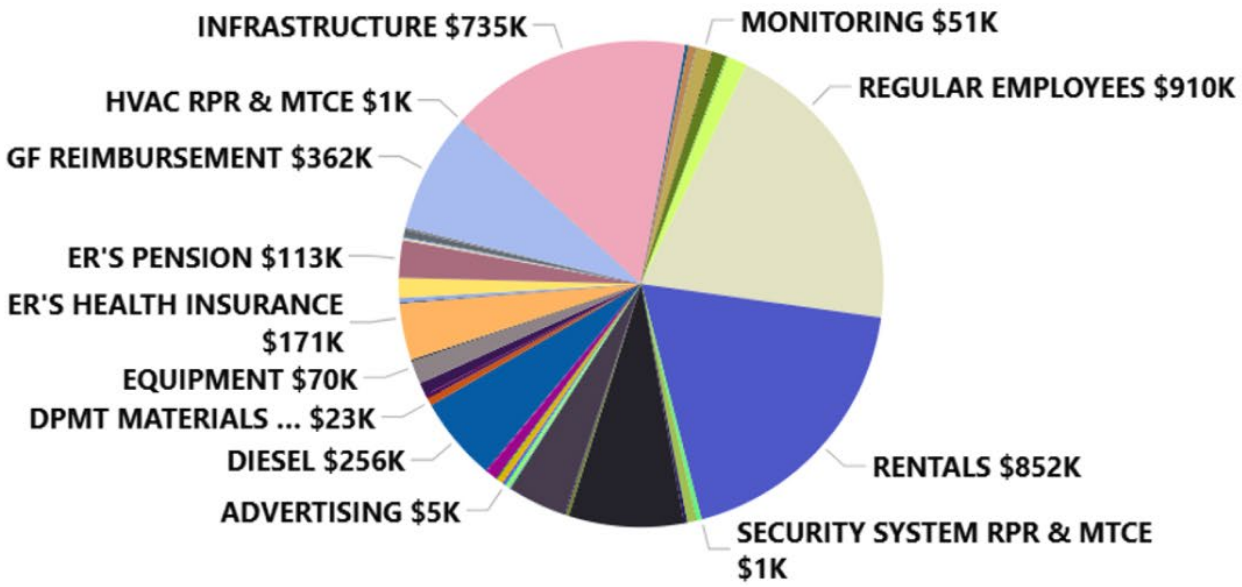

Fiscal Year	Original Budget	Actual
2026	$4,541,638.19	$1,739,001.28
2025	$4,822,638.53	$4,950,546.10
2024	$4,211,238.87	$6,833,159.98
2023	$6,962,492.36	$5,110,022.77

2027 INITIAL PROJECTIONS

$4,665,000

Increase

~2.7%

BUDGET YEAR COMPARISON

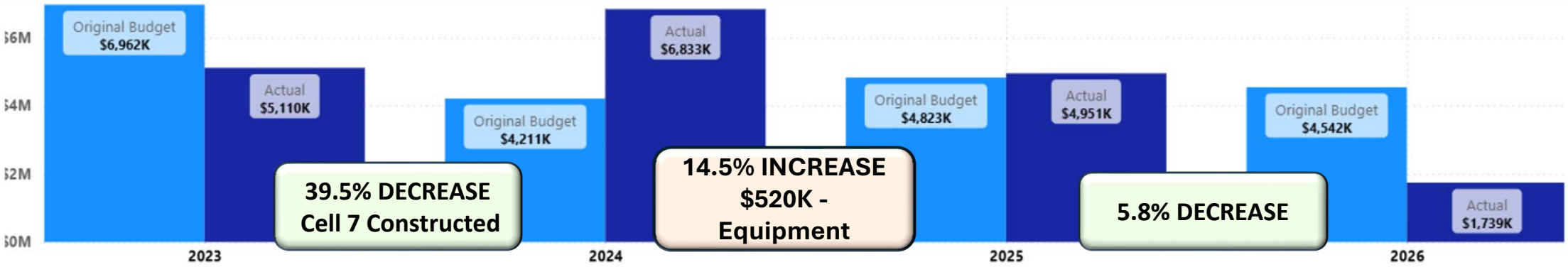

City Landfill

Administration	Records data for 33 pieces of equipment, prepare bid spec
	Invoice request from customers
	Timecard / training management in ADP
	Monitor budget usage and enter P-Card / requisitions transactions for all the department
	Monthly reports from scale house
	Quarterly and Annual reports for DEQ
	Evals
Operation management	Plans, organizes, schedules, assigns work to 10 employees
	Oversees the placement of incoming wastes
	Oversees all scale house activities,
	Monitors all incoming hazardous wastes for disposal at the Household Hazardous Waste Collection Room
	Oversee maintenance at the super fun site ex: mow grass, repair fence, water run off management
	Maintain operation management of 10 compost site throughout the city 24/7
	Oversees Composting area of operation at Landfill
	Operation management of transfer building ex: loading, moving, scheduling trailers, maintenance
	Track and plan out 8 roll-off tanks that are used for city resident use
	HHW event
Equipment Repair	Wheels or tracks
	Engine, transmission, hydraulic
	emissions
	cosmetic
	Other dept. equipment ex: garbage trucks, water dept pickups and trucks,
Equipment Maintenance	Troubleshoot IT problems, or call in about IT issues ex: Scale house computers, GPS, CC machine
	500 hour, 1000 hour scheduled services
Grounds Maintenance	Building repair ex: heaters, hot water heaters, door repair, cameras on site or compost sites, toilets, lights
	Paper picking / site clean up
	Fence repair
	Inspections
Heavy Equipment Operation	Placement of incoming wastes @ MSW
	Placement of incoming wastes @ Inert
	Placement of incoming wastes @ tree area
	Placement of incoming wastes @concrete / asphalt area
	Placement of incoming wastes @ tires and white goods area
	Covering waste with dirt (Daily Cover)
	Maintain roads through out summer and winter
	Final Cover
	Moving Recycling Trailer
	Dust control w/ water truck
	City Clean-up
	Operating air curtain
Light Equipment Operation	Hauling compost from 10 sites
	Mowing
	Placement of 8 roll-off tanks throughout city
	Dumping scale house / recycling roll-offs tanks
	Airport, Water Dept., fire training ground roll-offs
	Compost turning / landfill compost site maintenance
	Spraying landfill for weeds
	Loading recycling trailer / cleaning transfer building
	Tilling dirt around trees
Training	Landfill Operator Training
	Safety Committee / ADP Training

City Landfill

2027 Budget

- Capital Purchases
  - Bat Wing Mower - $49,000
- Design of Cell 8 - $300,000
- Work on self-performing recycling hauling

City of Minot

PUBLIC WORKS

FIRST RESPONDER

QUESTIONS?

CITY OF MINOT

PUBLIC WORKS OPERATIONS

GENERAL FUND

- Street Division
- Property Mx Division
- Fleet Division

ENTERPRISE FUND

- Rosehill Cemetery
- Storm Sewer Division

SPECIAL REVENUE FUND

- Public Transportation

2027 TOTAL BUDGET:
$12,657,689.70
~4.16% REDUCTION
GENERAL FUND REDUCTION:
$581,772.60

MINOT CITY TRANSIT

PUBLIC WORKS

FIRST RESPONDER

ROSEHILL CEMETERY (ENTERPRISE FUND)

Fiscal Year: Multiple selections | Organization: 12054000 - CEMETERY | Budget Rollup: All | Object: Multiple selections

2026 BUDGET BREAKDOWN

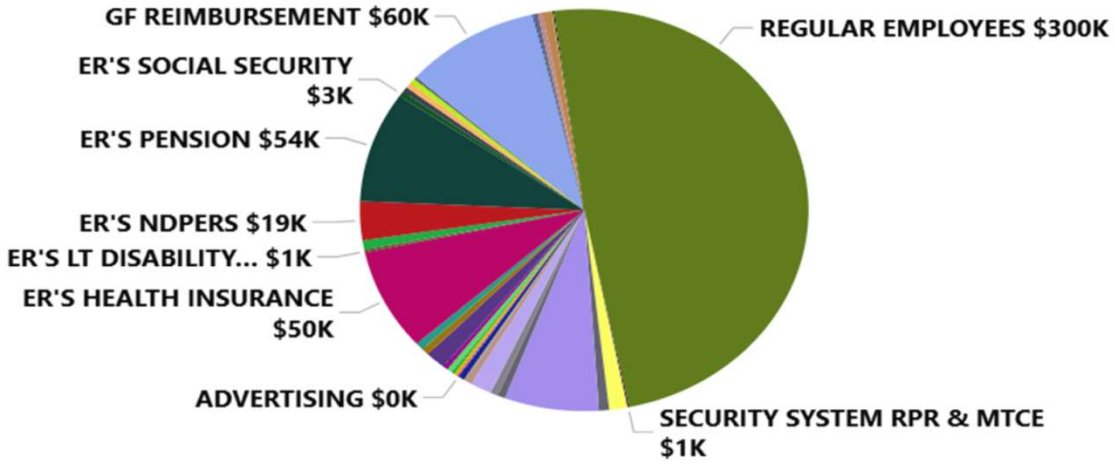

Fiscal Year	Original Budget	Actual
2026	$613,164.37	$174,928.46
2025	$651,880.02	$591,055.83
2024	$618,478.04	$539,041.94
2023	$552,823.00	$535,356.24

2027 INITIAL PROJECTIONS
BUDGET REDUCTION
~12.09%
($74,141.73)

BUDGET YEAR COMPARISON

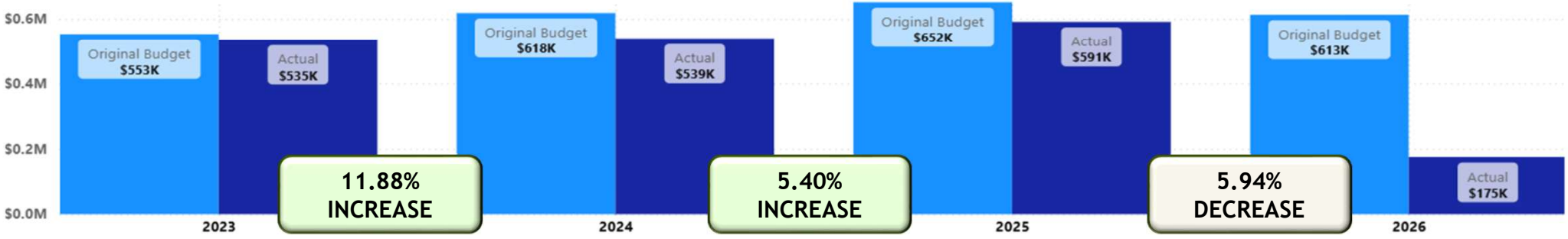

STORM SEWER DIVISION (ENTERPRISE FUND)

Fiscal Year: Multiple selections

Organization: 14059000 - STORM SEWER

Budget Rollup: Multiple selections

Object: Multiple selections

2026 BUDGET BREAKDOWN

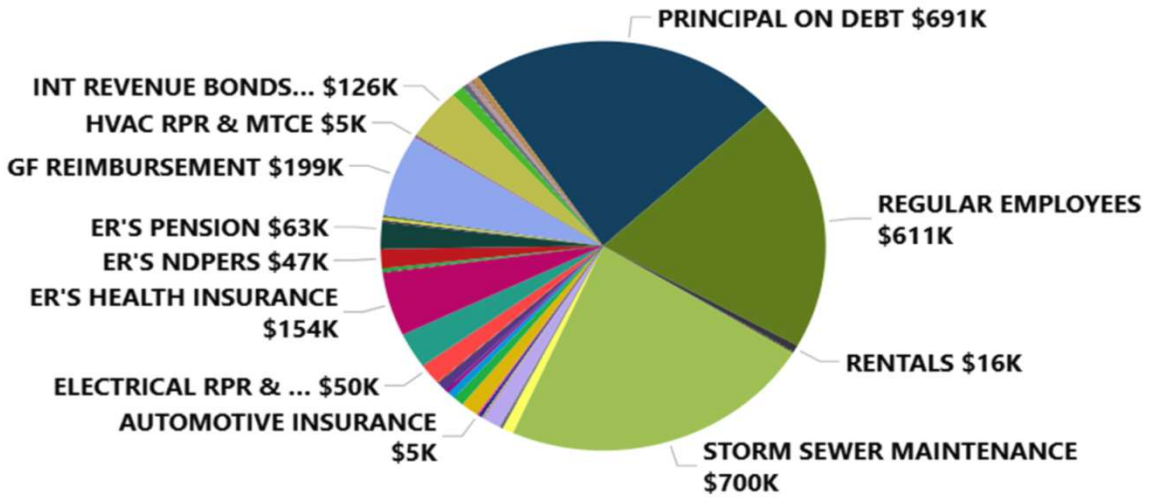

Fiscal Year	Original Budget	Actual
2026	$3,060,109.38	$623,824.66
2025	$3,564,070.46	$3,067,265.41
2024	$3,487,264.33	$3,586,302.22
2023	$3,262,719.88	$3,119,027.64

2027 INITIAL PROJECTIONS

BUDGET REDUCTION
~4.22%
($129,077.67)

BUDGET YEAR COMPARISON



PROPERTY MAINTENANCE DIVISION (GENERAL FUND)

Fiscal Year: Multiple selections | Organization: 10044000 - PROPERTY MAINTENANCE | Budget Rollup: All | Object: Multiple selections

2026 BUDGET BREAKDOWN

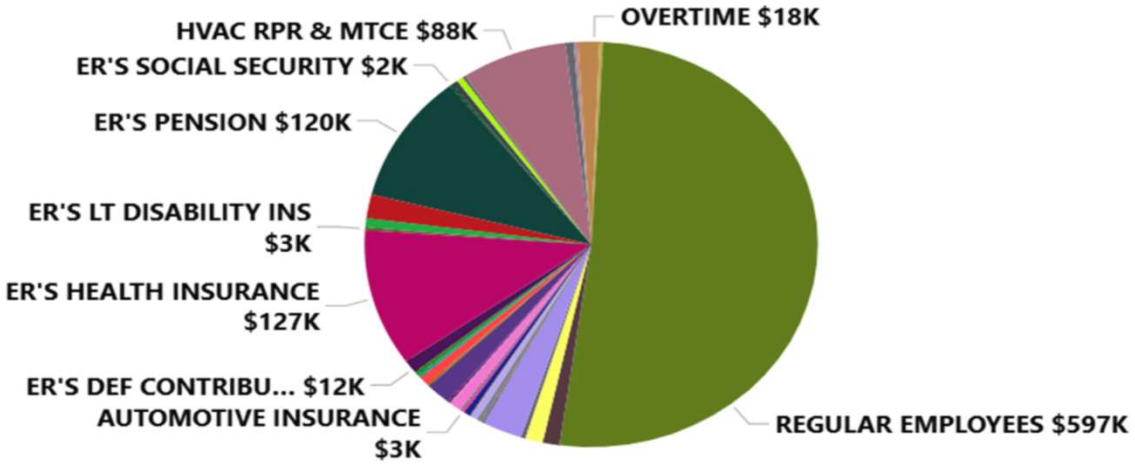

Fiscal Year	Original Budget	Actual
2026	$1,163,743.64	$426,828.51
2025	$1,220,416.50	$1,040,511.04
2024	$1,203,243.44	$1,021,304.10
2023	$1,037,950.12	$1,084,363.87

2027 INITIAL PROJECTIONS
BUDGET REDUCTION
~3.57%
($41,510.05)

BUDGET YEAR COMPARISON



FLEET - SHOP DIVISION (GENERAL FUND)

Fiscal Year: Multiple selections

Organization: 10039000 - SHOP

Budget Rollup: All

Object: Multiple selections

2026 BUDGET BREAKDOWN

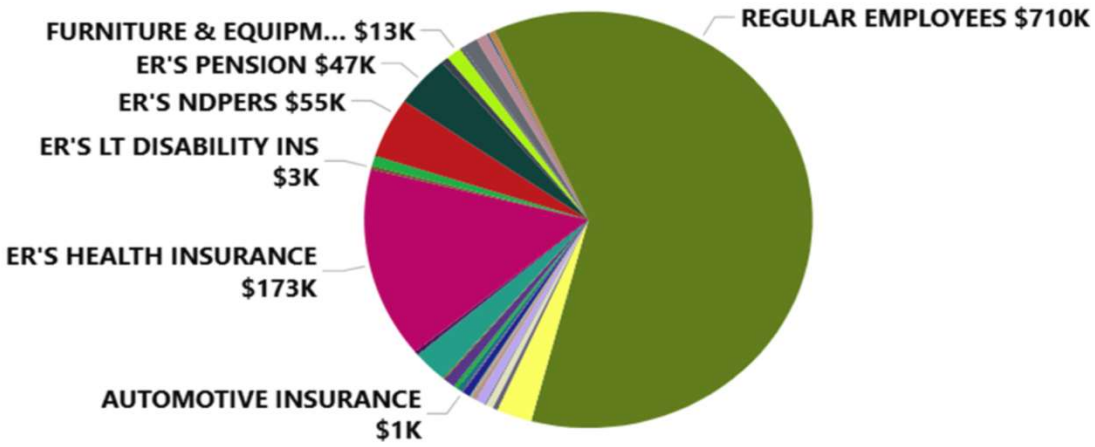

Fiscal Year	Original Budget	Actual
2026	$1,165,762.79	$458,617.00
2025	$1,227,323.85	$1,184,560.73
2024	$1,220,174.96	$1,111,744.85
2023	$1,108,793.00	$987,575.26

2027 INITIAL PROJECTIONS
BUDGET REDUCTION
~15.87%
($185,059.56)

BUDGET YEAR COMPARISON

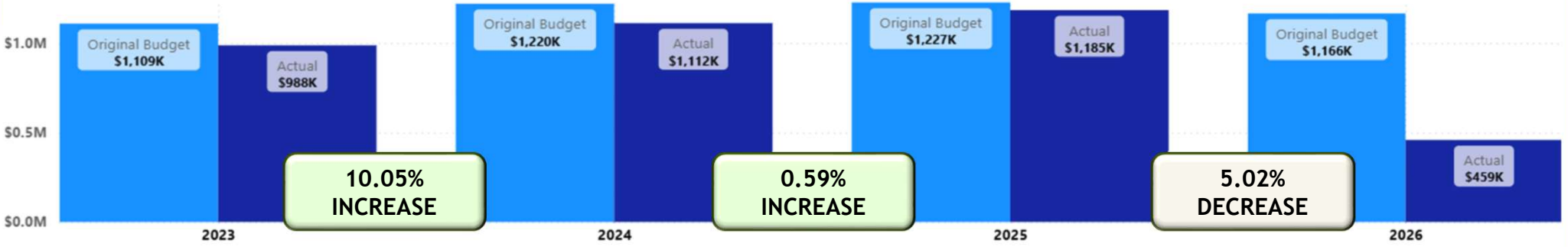

STREET DIVISION (GENERAL FUND)

Fiscal Year: Multiple selections | Organization: 10040000 - STREET | Budget Rollup: All | Object: Multiple selections

2026 BUDGET BREAKDOWN

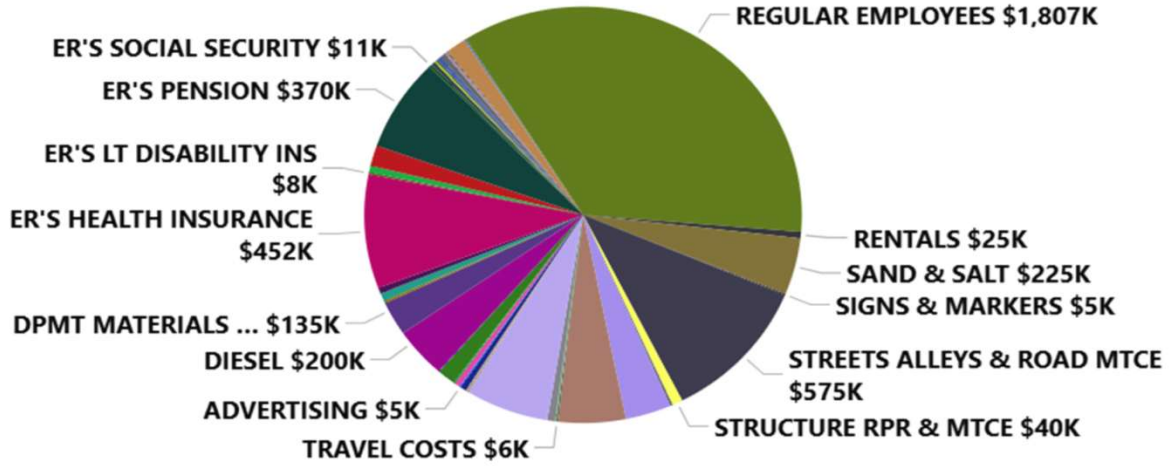

Fiscal Year	Original Budget	Actual
2026	$5,122,924.36	$1,482,340.59
2025	$5,607,326.94	$4,452,647.29
2024	$5,840,592.01	$4,714,601.41
2023	$5,384,028.46	$4,579,991.66

2027 INITIAL PROJECTIONS
BUDGET REDUCTION
~5.51%
($282,261.23)

BUDGET YEAR COMPARISON



PUBLIC TRANSPORTATION (SPECIAL REVENUE FUND)

Fiscal Year: Multiple selections | Organization: 20566000 - PUBLIC TRANSPORTATION | Budget Rollup: All | Object: Multiple selections

2026 BUDGET BREAKDOWN

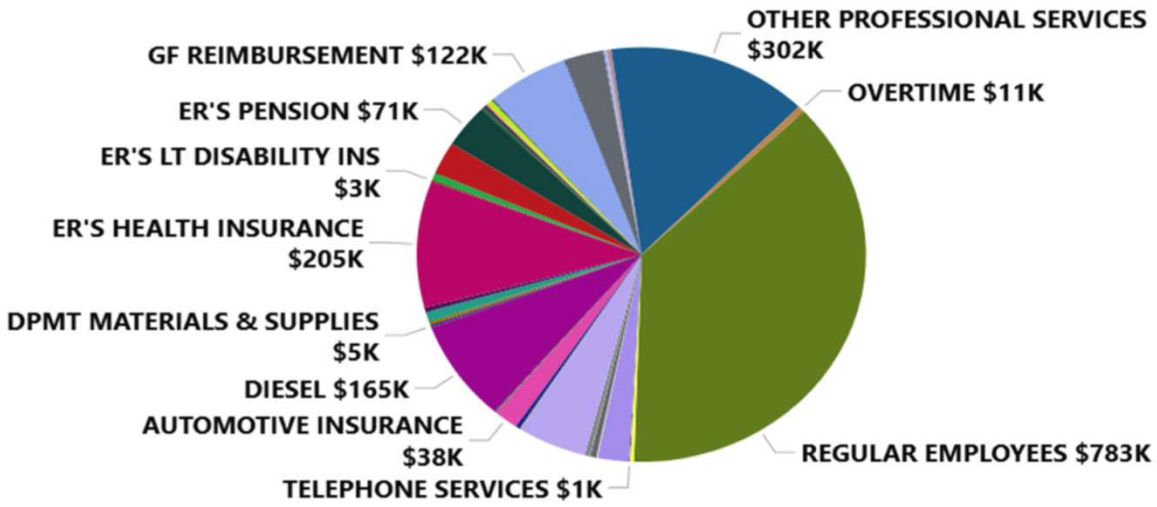

Fiscal Year	Original Budget	Actual
2026	$2,081,349.69	$850,014.12
2025	$1,724,349.13	$1,829,476.43
2024	$1,735,326.52	$1,548,621.43
2023	$1,597,118.00	$1,424,085.84

2027 INITIAL PROJECTIONS

7.82% TOTAL BUDGET INCREASE
($162,685.71)

GEN FUND BUDGET REDUCTION
~12.63%
($72,942)

BUDGET YEAR COMPARISON



NEXT STEP:

1. WALKING TOUR: FLEET
2. WALKING TOUR: STREET
3. WALKING TOUR: TRANSIT

PUBLIC WORKS OPERATIONS: CEMETERY DIVISION (EF)

SERVICES

- Manage office operations and provide administrative customer support
- Coordinate and facilitate traditional burial services
- Support cremation and columbarium interment options
- Oversee internment and disinterment procedures
- Maintain and care for approximately 65.68 acres of cemetery grounds
- Perform upkeep and repairs on cemetery facilities
- Service and maintain cemetery equipment
- Set and place vases for memorials and gravesites
- Support funeral and memorial ceremonies
- Provide staffing and assistance on alternating weekends
- Assist with special events, including Memorial Day, flag placement, and Wreaths Across America

MANPOWER & STAFFING

Total Authorized: 4 FTE + 4 P/T

Cemetery Manager: 1

Light Equipment Operator: 1

Summertime P/T: 4

VACANCIES: LEO - (1), Operator Lead (1)

OVERTIME HOURS

111.5 Hours

SALES & COMPLETED WORK ORDERS

Grand Total Sales (2025): $320,665.00

Average Facility & Grounds Tasks Completed Per Year: 231

SALES & WORKORDERS:

Internments: 178

Columbarium: 18

Monument Setting: 40

Marker Lot and Setting: 103

Monument Lot and Setting: 80

Vase Setting: 30

UNFUNDED ITEMS

Division	Item	Estimated Cost	Status	Justification
CEMETERY	Light Equipment Operator (1) - Vacant	$67,000 Annually	Funded	Required for Core Services; Split with Property Mx; Safety Critical
CEMETERY	Fog & Chip Seal - Additional Road Mx	$15,000	Partially Funded	Required for Cemetery Road Access and New Plotted areas

OBJECT	ACCOUNT DESCRIPTION	2027 REQUEST	2026 BUDGET	2025 ACTUALS	2024 ACTUALS
41100	REGULAR EMPLOYEES	$222,488.76	$299,822.80	$273,356.13	$282,887.20
41200	TEMP & PART-TIME EMPLOYEES	$43,342.00	$41,675.00	$29,442.41	$30,571.90
41300	OVERTIME	$4,368.00	$4,200.00	$5,094.15	$1,264.41
42100	ER'S HEALTH INSURANCE	$50,196.00	$50,196.00	$42,162.24	$57,167.83
42110	ER'S LIFE INSURANCE	$217.29	$212.00	$168.51	$183.72
42200	ER'S SOCIAL SECURITY	$2,687.36	$2,584.00	$1,826.17	$1,895.46
42210	ER'S MEDICARE	$4,696.54	$4,582.00	$4,023.96	$4,329.98
42300	ER'S PENSION	$55,819.45	$54,458.00	$98,761.43	$63,214.43
42310	ER'S DEF CONTRIBUTION	$0.00	$0.00	$1,482.28	$0.00
42320	ER'S NDPERS	$19,562.12	$19,085.00	$16,652.10	$12,543.22
42500	UNEMPLOYMENT COMP	$5.20	$5.00	$0.00	$0.00
42600	WORKERS' COMPENSATION INSUR	$2,575.04	$2,476.00	$2,475.61	$460.54
42700	ER'S ST DISABILITY INS	$2,613.00	$2,613.00	$2,014.74	$2,154.78
42900	ER'S LT DISABILITY INS	$1,389.02	$1,289.00	$1,015.75	$1,093.82
43040	CONSULTANTS	$0.00	$0.00	$0.00	$384.00
43200	PROFESSIONAL TESTING	$370.00	$370.00	$260.00	$115.00
43300	OTHER PROFESSIONAL SERVICES	$0.00	$0.00	$206.00	$0.00
43900	MEMBERSHIPS & ASSOCIATIONS	$33.60	$32.80	$0.00	$0.00
44110	WATER & SEWER UTILITY	$3,241.00	$3,146.00	$3,361.92	$2,100.21
44320	STRUCTURE RPR & MTCE	$6,500.00	$8,000.00	$19,010.99	$9,148.57
44321	PLUMBING SYSTEM RPR & MTCE	$450.00	$500.00	$335.51	$109.71
44322	HVAC RPR & MTCE	$0.00	$0.00	$0.00	$0.00
44323	ELECTRICAL RPR & MTCE	$0.00	$0.00	$5,851.50	$7.94
44325	PEST CONTROL RPR & MTCE	$2,500.00	$0.00	$0.00	$0.00
44327	SECURITY SYSTEM RPR & MTCE	$780.00	$720.00	$600.00	$550.00
44330	VEHICLE & EQUIPMENT REPAIR	$7,780.00	$9,480.00	$4,201.86	$6,093.90
44350	IT MTCE & REPAIR AGREEMTS	$5,240.60	$1,567.10	$1,473.83	$208.23
44504	STREETS ALLEYS & ROAD MTCE	$10,000.00	$0.00	$0.00	$0.00
45201	GENERAL LIABILITY INSURANCE	$1,139.18	$1,230.00	$1,194.00	$1,373.00
45202	BUILDING & CONTENTS INSUR	$997.50	$1,125.91	$1,426.22	$1,519.28
45203	AUTOMOTIVE INSURANCE	$684.20	$700.50	$667.48	$662.71
45204	INLAND MARINE INSURANCE	$558.59	$625.30	$554.74	$439.49
45207	CYBER SECURITY INSURANCE	$238.96	$177.00	$169.00	$268.00
45300	TELEPHONE SERVICES	$2,048.91	$4,477.71	$1,951.34	$2,271.66
45400	ADVERTISING	$0.00	$270.00	$336.80	$243.00
45800	TRAVEL COSTS	$570.00	$3,320.00	$280.85	$503.17
45900	EDUCATION & TRAINING	$674.00	$3,424.00	$84.00	$285.00
45920	WEARING APPAREL	$800.00	$700.00	$618.72	$151.99
45930	TOOL ALLOWANCE	$1,000.00	$0.00	$0.00	$0.00
45950	BANKING & CREDIT CARD FEES	$1,886.00	$1,695.00	$1,708.24	$29.33
45970	POSTAGE/SHIPPING	$149.00	$149.00	$118.45	$160.00
46101	DPMT MATERIALS & SUPPLIES	$8,400.00	$9,000.00	$6,470.89	$7,412.14
46102	FURNITURE & EQUIPMENT	$296.70	$2,305.00	$3,393.98	$4,130.80
46103	COPIER & PRINTER SUPPLIES	$2,300.00	$2,500.00	$1,323.35	$355.98
46105	CLEANING SUPPLIES	$250.00	$250.00	$0.00	$185.83
46106	EMPLOYEE AWARDS	$0.00	$0.00	$39.95	$0.00
46115	FLEET LABOR	$2,500.00	$3,000.00	$1,894.44	$2,833.17
46210	NATURAL GAS	$1,529.01	$2,113.56	$1,456.20	$1,266.73
46220	ELECTRICITY	$2,923.33	$3,638.99	$2,784.12	$2,935.97
46261	DIESEL	$917.50	$2,071.33	$890.78	$1,101.26
46262	UNLEADED	$2,421.78	$3,445.37	$1,885.23	$2,642.45
46263	BAD DEBT EXPENSE	$0.00	$0.00	($287.00)	$667.00
46400	BOOKS & SUBSCRIPTIONS	$0.00	$49.00	$30.00	$49.00
48300	GF REIMBURSEMENT	$59,883.00	$59,883.00	$58,386.96	$58,386.96
	TOTALS	$539,022.64	$613,164.37	$601,155.83	$566,358.77
	TARGET (-3%)	$594,769.44			
	DELTA	($55,746.80)			

FEES	2025/2026 FEES	2025 SALES	2025 REVENUE	2027 FEES	2027 PROJECTION
Interment Standard Summer Weekday	$800.00	58	$46,400.00	$850.00	$49,300.00
Interment Standard Summer Saturday	$900.00	8	$7,200.00	$1,250.00	$10,000.00
Interment Standard Summer Saturday	$900.00	46	$41,400.00	$1,250.00	$57,500.00
Interment Standard Winter Saturday	$1,000.00	8	$8,000.00	$1,350.00	$10,800.00
Interment Summer (Sunday or Holiday)	$1,150.00	42	$48,675.00	$1,250.00	$52,907.61
IntermentWinter (Sunday or Holiday)	$1,250.00	5	$6,625.00	$1,350.00	$7,155.00
Interment Infant Winter Saturday	$550.00	1	$450.00	$650.00	$531.82
Interment Standard Winter Weekday	$900.00	1	$900.00	$950.00	$950.00
2nd Interment Surcharge	$150.00	9	$1,350.00	$150.00	$1,350.00
Columbarium Bottom	$1,000.00	17	$17,000.00	$1,000.00	$17,000.00
Columbarium Niches Top	$1,100.00	1	$1,100.00	$1,100.00	$1,100.00
Double Marker Setting	$200.00	21	$4,200.00	$200.00	$4,200.00
Double Monument Foundation Setting	$275.00	19	$5,225.00	$275.00	$5,225.00
Infant Flat Marker Lot	$300.00	1	$300.00	$300.00	$300.00
Standard Flat Marker Lot	$800.00	3	$2,400.00	$850.00	$2,550.00
Standard Flat Marker Lot	$800.00	2	$1,600.00	$850.00	$1,700.00
Standard Flat Marker Lot	$800.00	52	$41,600.00	$850.00	$44,200.00
Single Marker Setting	$150.00	45	$6,750.00	$150.00	$6,750.00
Monument Section Lot	$900.00	71	$63,900.00	$950.00	$67,450.00
Single Monument Foundation Setting	$225.00	9	$2,025.00	$250.00	$2,250.00
Vase Setting	$60.00	26	$1,560.00	$80.00	$2,080.00
Vase Setting	$60.00	1	$60.00	$80.00	$80.00
Vase Setting	$60.00	1	$60.00	$80.00	$80.00
Vase Setting	$60.00	2	$120.00	$80.00	$160.00
	$1,315.00	1	$1,315.00	$1,315.00	$1,315.00
	$8,610.00	1	$8,610.00	$8,610.00	$8,610.00
	$6,000.00	1	$6,000.00	$6,000.00	$6,000.00
		1	($4,160.00)		
		TOTAL	$320,665.00		$345,619.43

	2024	2025	2026
REVENUE PROJECTIONS	$340,540.00	$364,775.00	$364,775.00
ACTUALS	$263,332.25	$320,665.00	

2027 PROJECTION	DELTA
$345,619	$24,954
2025 ACTUALS	
$320,665	

FEES	2026 FEES	2027 FEE RECOMMENDATIONS
Standard Flat Marker Lot	$800.00	$850.00
Infant Flat Marker Lot	$300.00	$300.00
Monument Section Lot	$900.00	$950.00
Interment Standard Summer Weekday	$800.00	$850.00
Interment Standard Winter Weekday	$900.00	$950.00
Interment Infant Summer Weekday	$350.00	$350.00
Interment Infant Winter Weekday	$450.00	$450.00
Interment Urn Summer Weekday	$625.00	$650.00
Interment Urn Winter Weekday	$725.00	$750.00
Interment Standard Summer Saturday	$900.00	$1,250.00
Interment Standard Winter Saturday	$1,000.00	$1,350.00
Interment Infant Summer Saturday	$450.00	$550.00
Interment Infant Winter Saturday	$550.00	$650.00
Interment Urn Summer Saturday	$725.00	$850.00
Interment Urn Winter Saturday	$825.00	$950.00
2nd Cremation in grave	-	$150.00
Chapel Rental	-	$125.00
Disinterment (All)	$950.00	$1,100.00
Winter Storage (All)	$120.00	$150.00
Single Monument Foundation Setting	$225.00	$250.00
Double Monument Foundation Setting	$275.00	$275.00
Single Marker Setting	$150.00	$150.00
Double Marker Setting	$200.00	$200.00
Vase Setting	$60.00	$80.00
Veteran Setting	$0.00	$0.00
Columbarium Niches Top	$1,100.00	$1,100.00
Columbarium Bottom	$1,000.00	$1,000.00
2nd Interment Surcharge	$150.00	$150.00

PUBLIC WORKS OPERATIONS: STORM SEWER DIVISION (EF)

SERVICES

- **Storm Sewer Operations & Maintenance:** Year-round management and upkeep of storm sewer systems
- **Flood Control O&M:** Stoplog exercises, outfall inspections, dead loop area maintenance, pumphouse/grounds maintenance
- **Drainage System Management:** Maintain cleanouts and perform CCTV inspections
- **Snow Removal:** Sidewalks, alleyways, dead ends, cul-de-sacs, catch basin steamer requirements
- **City Sewer Projects:** Manage municipal sewer initiatives (~$1.2M projected in 2026)

MANPOWER & STAFFING

Total Authorized: 9 FTE (Previously 8)

Foreman - Storm: 1

Heavy Equipment Operator - Storm: 3

Light Equipment Operator - Storm: 4

VACANCIES: Heavy Equipment Operator (1) - NOT PREVIOUSLY UTILIZED

OVERTIME HOURS (2025)

171.37 Hours

STORM SEWER PROJECTS 2026

- Replace catch basin, Reinforced Concrete Pipe
- Remove pipe/catch basin, excavate/add rock
- Move catch basin in turn lane
- Move catch basin
- Repair heaved catch basin & replace drain
- catch basin replacement
- catch basin replacement
- Replace 4 catch basins

FLOOD CONTROL (FC) REQUIREMENTS

- Maintains Flood Control Systems
- Stoplog exercises (6 locations, 3-5 yr rotation)
- Outfall inspections & Mx (~70 FC, more for City)
- Dead loop Mx
- Drainages - Cleanouts - CCTV inspections
  - 70+ through Line of Protection
- Pumphouse/Lift Station O&M (12+)

SNOW REMOVAL ASSISTANCE

- City owned sidewalks & walking paths (~30 miles)
- Cul-de-sacs (~129)
- Alleyways
- Snow hauling when assistance required

UNFUNDED ITEMS

Division	Item	Estimated Cost	Status	Justification
STORM	HEO Vacancy	$85,000	Unfunded	Not requested in 2026; could support increased flood control O&M
STORM	PW Complex Bldg B2 Updates	$25,000	Unfunded	Updates to bring building to code for long-term staff occupancy
STORM	2027 Construction Projects	$50,000	Unfunded	Additional funding for incidental/programmed projects; cut to align with budget reduction

OBJECT	ACCOUNT DESCRIPTION	2027 BUDGET REQUEST	2026 BUDGET	2025 ACTUALS	2024 ACTUALS
41100	REGULAR EMPLOYEES	$626,350.85	$611,074.29	$531,674.73	$640,281.54
41300	OVERTIME	$14,354.08	$13,802.00	$11,128.46	$13,060.34
42100	ER'S HEALTH INSURANCE	$154,130.00	$154,130.00	$155,203.41	$168,560.75
42110	ER'S LIFE INSURANCE	$506.34	$494.00	$457.61	$432.04
42210	ER'S MEDICARE	$8,212.30	$8,012.00	$6,856.62	$8,426.54
42300	ER'S PENSION	$64,791.27	$63,211.00	$131,585.52	$301,701.61
42310	ER'S DEF CONTRIBUTION	$0.00	$0.00	$991.74	$0.00
42320	ER'S NDPERS	$47,674.79	$46,512.00	$40,030.69	$45,608.45
42500	UNEMPLOYMENT COMP	$366.08	$352.00	$0.00	$0.00
42600	WORKERS' COMPENSATION INSUR	$6,481.28	$6,232.00	$6,232.26	$1,209.94
42700	ER'S ST DISABILITY INS	$5,238.00	$5,238.00	$4,410.87	$4,347.52
42900	ER'S LT DISABILITY INS	$2,487.58	$2,628.00	$2,508.71	$2,458.62
43200	PROFESSIONAL TESTING	$0.00	$0.00	$240.00	$0.00
43300	OTHER PROFESSIONAL SERVICES	$800.00	$800.00	$520.00	$344.00
43900	MEMBERSHIPS & ASSOCIATIONS	$520.70	$479.85	$534.50	$631.26
44110	WATER & SEWER UTILITY	$0.00	$3,919.00	$0.00	$0.00
44250	ONE-CALL SERVICES	$4,000.00	$4,000.00	$2,497.74	$3,689.17
44320	STRUCTURE RPR & MTCE	$35,000.00	$25,000.00	$5,730.35	$18,680.93
44321	PLUMBING SYSTEM RPR & MTCE	$0.00	$2,000.00	$0.00	$0.00
44322	HVAC RPR & MTCE	$3,500.00	$5,000.00	$0.00	$1,824.61
44323	ELECTRICAL RPR & MTCE	$25,000.00	$50,000.00	$8,825.30	$3,037.93
44326	IRRIGATION/GROUNDS RPR & MTCE	$1,000.00	$2,000.00	$465.00	$350.00
44327	SECURITY SYSTEM RPR & MTCE	$1,200.00	$600.00	$1,200.00	$450.00
44330	VEHICLE & EQUIPMENT REPAIR	$40,000.00	$40,010.00	$40,181.51	$34,710.59
44350	IT MTCE & REPAIR AGREEMTS	$12,936.68	$11,363.67	$8,303.82	$1,001.42
44400	RENTALS	$10,000.00	$15,000.00	$2,015.00	$137,934.42
44400	RENTALS	$595.00	$595.00	$590.84	$492.37
44400	RENTALS	$488.00	$246.00	$427.44	$246.00
44410	LEASE CONTRA	$0.00	$0.00	($427.44)	($246.00)
44503	STORM SEWER MAINTENANCE	$700,000.00	$700,000.00	$531,797.31	$623,260.37
45201	GENERAL LIABILITY INSURANCE	$5,180.90	$4,736.00	$4,598.00	$3,891.00
45202	BUILDING & CONTENTS INSUR	$21,302.40	$24,069.69	$27,432.77	$32,479.04
45203	AUTOMOTIVE INSURANCE	$4,809.70	$5,106.15	$7,700.01	$6,044.27
45204	INLAND MARINE INSURANCE	$1,059.84	$1,105.57	$806.70	$832.95
45205	COVERAGE FOR FLOOD INSURANCE	$17,030.51	$17,361.08	$21,964.51	$9,895.45
45207	CYBER SECURITY INSURANCE	$502.64	$497.00	$474.00	$727.00
45300	TELEPHONE SERVICES	$1,488.01	$2,245.21	$1,417.15	$1,713.35
45400	ADVERTISING	$0.00	$0.00	$0.00	$185.10
45800	TRAVEL COSTS	$4,300.00	$2,620.00	$1,071.53	$6,562.70
45900	EDUCATION & TRAINING	$3,050.50	$2,250.50	$259.20	$1,586.98
45920	WEARING APPAREL	$2,400.00	$2,420.00	$2,086.25	$1,969.59
45950	BANKING & CREDIT CARD FEES	$9.00	$9.00	$4.37	$19.80
45950	BANKING & CREDIT CARD FEES	$30,195.13	$39,873.81	$32,941.08	$34,804.71
45950	BANKING & CREDIT CARD FEES	$0.00	$0.00	$0.00	$0.03
45970	POSTAGE/SHIPPING	$0.00	$257.00	$204.30	$275.00
46101	DPMT MATERIALS & SUPPLIES	$20,000.00	$24,000.00	$14,242.42	$21,432.61
46102	FURNITURE & EQUIPMENT	$4,500.00	$4,015.25	$6,871.96	$1,784.60
46103	COPIER & PRINTER SUPPLIES	$0.00	$0.00	$127.22	$204.51
46103	COPIER & PRINTER SUPPLIES	$290.00	$140.00	$244.75	$139.20
46106	EMPLOYEE AWARDS	$0.00	$0.00	$13.32	$0.00
46115	FLEET LABOR	$12,000.00	$3,500.00	$7,891.15	$6,476.84
46117	SIGNS & MARKERS	$4,000.00	$4,000.00	$2,700.00	$3,260.00
46210	NATURAL GAS	$2,262.35	$8,240.00	$2,154.62	$2,074.78
46220	ELECTRICITY	$84,118.06	$85,907.15	$80,112.44	$64,175.92
46230	PROPANE	$300.00	$300.00	$57.21	$58.80
46261	DIESEL	$8,690.89	$8,437.76	$9,075.50	$10,145.06
46262	UNLEADED	$2,934.16	$2,863.55	$4,168.18	$1,999.10
46400	BOOKS & SUBSCRIPTIONS	$40.00	$40.00	$0.00	$5,733.58
47100	PRINCIPAL ON DEBT	$379,039.34	$459,752.41	$448,074.13	$439,539.39
47100	PRINCIPAL ON DEBT	$140,000.00	$135,000.00	$135,000.00	$130,000.00
47100	PRINCIPAL ON DEBT	$43,740.00	$41,918.00	$39,487.50	$37,665.00
47100	PRINCIPAL ON DEBT	$55,638.00	$54,755.00	$52,989.00	$51,222.00
47100	PRINCIPAL ON DEBT	$0.00	$0.00	$362,074.00	$352,608.00
47202	INTEREST ON SA BONDS	$11,400.00	$14,100.00	$20,325.00	$19,400.00
47202	INTEREST ON SA BONDS	$10,522.00	$12,618.00	$14,098.06	$20,122.97
47205	INT REVENUE BONDS STORM SEW	$90,586.33	$119,621.44	$96,582.87	$103,218.26
47205	INT REVENUE BONDS STORM SEW	$0.00	$0.00	($4,200.00)	($650.00)
47205	INT REVENUE BONDS STORM SEW	$5,226.00	$6,868.00	$8,052.93	$9,505.11
47205	INT REVENUE BONDS STORM SEW	$0.00	$0.00	$8,146.56	$24,156.06
47206	INTEREST OTHER DEBT	$0.00	$0.00	$38.91	$30.00
48300	GF REIMBURSEMENT	$198,783.00	$198,783.00	$160,734.96	$160,734.96
TOTALS (OPERATING ONLY)		**$2,931,031.71**	**$3,060,109.38**	**$3,067,265.41**	**$3,586,302.22**
TARGET (OPERATING ONLY)		**$2,968,306.10**			
DELTA		**($37,274.39)**			

FEE COMPARISON OVER THE YEARS - 14000000				
YEAR	MX FEE	MX FEE INCREASE	DEVELOPMENT FEE	DEVELOPMENT FEE INCREASE
2023	$6.07	14%	$4.82	13%
2024	$6.07	0%	$4.82	0%
2025	$6.98	15%	$5.54	15%
2026	**$6.98**	**0%**	**$5.54**	**0%**
2027	$6.98	0%	$5.54	0%
2028	$6.98	0%	$5.54	0%

FLOOD CONTROL BUDGET - 22570000					
			2026	2027	2028
LEVEE MX & FLOOD CONTROL O&M	22570000	44509	$350,000.00	$350,000.00	$350,000.00
STORM WATER FLOOD CONTROL REVENUE - 22500000					
RESIDENTIAL FEE			$2.00		
COMMERCIAL FEE			$4.00		
		2024 ACTUALS	2025 ACTUALS	2025 PROJECTIONS	2026 PROJECTIONS
CHARGES FOR SERVICE		$379,359.62	$139,775.38	$354,288.00	$379,360.00
INTEREST REVENUES		$1,021.63	$293.00	$0.00	$0.00
SALES TAX INFRASTRUCTURE		$256,314.96	$167,880.65	$402,914.00	$431,809.70
TOTAL		$636,696.21	$307,949.03	$757,202.00	$811,169.70

PUBLIC WORKS OPERATIONS: PROPERTY MAINTENANCE DIVISION (GF)

SERVICES

- Perform custodial cleaning and maintenance for public buildings at varying service levels
- Perform routine maintenance actions of facility equipment and building infrastructure
- Provide technical support for both preventative and non-preventative maintenance work orders
- Manage property maintenance for flood buyout properties

MANPOWER & STAFFING

Total Authorized: 9 FTE +1 Parking Ramps

Building and Grounds Custodial: 3 (+1 PR)

Building and Grounds Senior (Technician): 3

Foreman: 1

Superintendent: 1

VACANCIES: Building and Grounds Custodial (1)

OVERTIME HOURS

176.9 Hours

CUSTODIAL CLEANING & MAINTENANCE

Buildings Maintained: ~45
Total Sq/Ft: 539,013

Service Levels: Tier 1-3
Level 1: 8,500 sq/ft per staff member
Level 2: 16,700 sq/ft per staff member
Level 3: 26,500 sq/ft per staff member

TECHNICAL SUPPORT AREAS

Type: Preventative & Non-Preventative

Flood Buyout Property Maintenance:
- Property clearing includes seasonal requirements

COMPLETED TECHNICIAN WORK ORDERS

Total Work Order Hours (2025): 2,948.57
Total Work Orders (2025): 2,203
*Recently updated S/W to track each facility
Inspections: 103
Preventative Mx: 992
Unscheduled Mx: 543
Additional Mx: 565
**Includes snow removal, improvements, custodial*

STAFFING & SERVICE LEVEL DETAIL

Current FTE (Custodial): 3 *supplemented (Other Staff)
Current Ratio: 1 per 107,802 sq/ft

Service Level Breakdown:
Level 1 (Best): 8,500 sq/ft per FTE
Level 2: 16,700 sq/ft per FTE
Level 3: 26,500 sq/ft per FTE
Level 4 (Lowest): 39,500 sq/ft per FTE
Level 5 (Neglect): 45600 sq/ft per FTE

UNFUNDED ITEMS

Division	Item	Estimated Cost	Status	Justification
PM	Bld & Grounds Custodial (1) - Vacant	$67,000 Annually	Unfunded	Required for Core Services; Split with Cemetery; Safety Critical

OBJECT	ACCOUNT DESCRIPTION	2027 REQUEST	2026 BUDGET	2025 ACTUALS	2024 ACTUALS
41100	REGULAR EMPLOYEES	$576,945.52	$596,795.64	$548,665.67	$517,953.83
41200	TEMP & PART-TIME EMPLOYEES	$0.00	$33,075.00	$0.00	$0.00
41300	OVERTIME	$6,785.29	$17,785.00	$4,785.29	$4,719.30
42100	ER'S HEALTH INSURANCE	$126,594.00	$126,594.00	$103,111.90	$117,915.84
42110	ER'S LIFE INSURANCE	$469.44	$458.00	$369.71	$379.73
42200	ER'S SOCIAL SECURITY	$2,133.04	$2,051.00	$0.00	$0.00
42210	ER'S MEDICARE	$8,588.47	$8,379.00	$7,119.70	$6,506.47
42300	ER'S PENSION	$122,927.22	$119,929.00	$117,770.66	$150,973.22
42310	ER'S DEF CONTRIBUTION	$12,463.99	$12,160.00	$5,060.83	$4,790.40
42320	ER'S NDPERS	$22,626.87	$22,075.00	$24,565.07	$23,287.61
42500	UNEMPLOYMENT COMP	$0.00	$0.00	$0.00	$0.00
42600	WORKERS' COMPENSATION INSUR	$5,138.64	$4,941.00	$4,940.80	$1,894.90
42700	ER'S ST DISABILITY INS	$5,221.00	$5,221.00	$4,021.72	$3,916.35
42900	ER'S LT DISABILITY INS	$2,724.54	$2,566.00	$2,393.11	$2,324.97
43300	OTHER PROFESSIONAL SERVICES	$119.00	$0.00	$132.00	$164.00
43900	MEMBERSHIPS & ASSOCIATIONS	$240.70	$239.85	$204.50	$198.34
44110	WATER & SEWER UTILITY	$1,401.00	$1,360.00	$1,890.56	$1,290.06
44240	THIRD PARTY LAWN & GROUNDS	$0.00	$0.00	$255.00	$255.00
44320	STRUCTURE RPR & MTCE	$37,000.00	$14,800.00	$19,511.84	$48,709.90
44321	PLUMBING SYSTEM RPR & MTCE	$4,107.13	$3,000.00	$10,808.33	$4,107.13
44322	HVAC RPR & MTCE	$63,694.85	$88,000.00	$77,107.66	$32,591.58
44323	ELECTRICAL RPR & MTCE	$8,755.00	$8,500.00	$7,463.24	$5,390.15
44324	ELEVATOR RPR & MTCE	$4,000.00	$3,768.00	$0.00	$1,878.60
44325	PEST CONTROL RPR & MTCE	$550.00	$400.00	$501.84	$531.09
44326	IRRIGATION/GROUNDS RPR & MTCE	$0.00	$0.00	$0.00	$24.99
44327	SECURITY SYSTEM RPR & MTCE	$3,000.00	$14,000.00	$2,271.35	$5,002.82
44330	VEHICLE & EQUIPMENT REPAIR	$9,945.00	$5,510.00	$15,457.37	$5,820.82
44350	IT MTCE & REPAIR AGREEMTS	$10,408.53	$6,882.19	$12,422.76	$6,713.68
44370	SIGNS & MARKERS	$0.00	$0.00	$20.95	$0.00
44400	RENTALS	$0.00	$0.00	$220.00	$440.00
45201	GENERAL LIABILITY INSURANCE	$2,054.85	$2,304.00	$2,237.00	$2,767.00
45202	BUILDING & CONTENTS INSUR	$758.10	$856.94	$976.52	$1,156.33
45203	AUTOMOTIVE INSURANCE	$3,215.38	$3,445.86	$3,283.44	$2,670.28
45204	INLAND MARINE INSURANCE	$313.82	$351.30	$311.66	$220.99
45206	STORAGE TANK LIABILITY	$386.25	$200.00	$375.00	$0.00
45207	CYBER SECURITY INSURANCE	$517.06	$510.00	$486.00	$750.00
45300	TELEPHONE SERVICES	$3,319.90	$3,456.49	$3,161.81	$2,894.33
45400	ADVERTISING	$0.00	$0.00	$63.18	$205.92
45800	TRAVEL COSTS	$5,340.00	$1,340.00	$1,150.90	$25.99
45900	EDUCATION & TRAINING	$4,950.50	$1,950.50	$2,885.00	$150.00
45920	WEARING APPAREL	$4,000.00	$0.00	$1,177.14	$2,162.60
45930	TOOL ALLOWANCE	$0.00	$0.00	$1,589.30	$126.35
45950	BANKING & CREDIT CARD FEES	$4.00	$4.00	$8.90	$12.70
45970	POSTAGE/SHIPPING	$164.00	$160.00	$99.67	$160.00
46101	DPMT MATERIALS & SUPPLIES	$21,630.00	$21,000.00	$16,092.98	$21,246.78
46102	FURNITURE & EQUIPMENT	$5,465.24	$5,616.25	$4,416.12	$15,334.00
46103	COPIER & PRINTER SUPPLIES	$721.00	$700.00	$279.61	$805.39
46105	CLEANING SUPPLIES	$14,000.00	$10,000.00	$14,497.37	$10,210.89
46111	THINNER PAINT & MARKINGS	$0.00	$0.00	$0.00	$228.09
46210	NATURAL GAS	$9,399.25	$3,343.38	$8,951.67	$5,555.18
46220	ELECTRICITY	$2,102.14	$2,833.53	$2,002.04	$2,069.52
46230	PROPANE	$50.00	$50.00	$58.16	$0.00
46261	DIESEL	$1,951.00	$1,894.17	$1,116.88	$862.89
46262	UNLEADED	$6,151.87	$5,237.54	$4,218.83	$3,908.09
	TOTALS	$1,122,333.59	$1,163,743.64	$1,040,511.04	$1,021,304.10
	TARGET (-3%)	$1,128,831.33			
	DELTA	($6,497.74)			

PUBLIC WORKS OPERATIONS: FLEET / SHOP DIVISION (GF)

SERVICES

- Manage and maintain 756 Fleet and Equipment items for all City Departments
- Manage all aspects of fleet licensing, insurance, and accident reporting
- Establish and implement fleet policies aligned with national standards
- Ensure compliance with safety standards and regulatory requirements
- Assess and plan vehicle and equipment needs for various city divisions
- Coordinate cross-department fleet reviews to align fleet priorities
- Review maintenance issues, and vehicle accidents; implement corrective actions
- Develop and maintain fleet publications, web pages, and communication materials

MANPOWER & STAFFING

Total Authorized: 10.5 FTE

Shop Foreman: 1
Senior Mechanic: 2
Mechanic: 2
Light Mechanic: 1
Welder/Fabricator: 1
Parts Clerk: 1.5

VACANCIES: Fleet Superintendent (1), Mechanic (1)

OVERTIME HOURS

64.95 Hours

VEHICLES MAINTAINED

756 Fleet & Equipment Items

348 Enterprise Equipment
388 General Fund Equipment
20 Special Revenue Equipment

8,408 to 12,612 Hours Predicted
11,064.93 Actual Mx Hours (2025)

13 Years - Average Age of Fleet
10.9 Years - Expected Life of Fleet

REPAIRS & PREVENTATIVE MX

48% Preventative Mx
52% Unscheduled Mx

1900 Total Mx Actions
909 PM Actions
991 Unscheduled Rx Actions

UNFUNDED ITEMS

Division	Item	Estimated Cost	Status	Justification
FLEET	FTE Mechanic Position	$79,000	Unfunded	increasing Workload not Sustainable
FLEET	FTE Superintendent	$138,216	Unfunded	Critical leadership vacancy; impacts oversight & compliance
FLEET	Fleet Shop Refurbishment	$50,000 to $80,000	Unfunded	Fire Dept transition; facility upgrades needed
FLEET	Fuel Master Management System Update	$100,000	Unfunded	Fuel tracking modernization; regulatory compliance
FLEET	Ergo Grant Items	$25,000	Unfunded	Ergo Items

OBJECT	ACCOUNT DESCRIPTION	2027 REQUEST	2026 BUDGET	2025 ACTUALS	2024 ACTUALS
41100	REGULAR EMPLOYEES	$530,279.82	$709,593.45	$666,604.19	$583,361.86
41300	OVERTIME	$4,000.00	$5,250.00	$1,723.67	$3,891.14
42100	ER'S HEALTH INSURANCE	$172,631.00	$172,631.00	$162,997.57	$152,805.00
42110	ER'S LIFE INSURANCE	$544.27	$531.00	$463.59	$405.08
42200	ER'S SOCIAL SECURITY	$0.00	$0.00	$0.00	$0.00
42210	ER'S MEDICARE	$9,454.59	$9,224.00	$8,468.70	$7,235.63
42300	ER'S PENSION	$47,687.10	$46,524.00	$45,894.19	$132,201.40
42310	ER'S DEF CONTRIBUTION	$3,347.64	$3,266.00	$0.00	$0.00
42320	ER'S NDPERS	$55,875.82	$54,513.00	$52,986.39	$42,494.08
42500	UNEMPLOYMENT COMP	$137.28	$132.00	$0.00	$0.00
42600	WORKERS' COMPENSATION INSUR	$6,390.80	$6,145.00	$6,144.63	$2,691.38
42700	ER'S ST DISABILITY INS	$6,213.00	$6,213.00	$5,047.47	$4,304.84
42900	ER'S LT DISABILITY INS	$3,290.20	$3,051.00	$2,543.38	$2,141.55
43200	PROFESSIONAL TESTING	$0.00	$0.00	$410.00	$132.00
43300	OTHER PROFESSIONAL SERVICES	$1,276.00	$1,276.00	$834.00	$1,000.00
43900	MEMBERSHIPS & ASSOCIATIONS	$240.70	$239.85	$0.00	$0.00
44110	WATER & SEWER UTILITY	$4,037.00	$3,919.00	$0.00	$0.00
44320	STRUCTURE RPR & MTCE	$18,325.00	$29,625.00	$45,537.91	$61,338.35
44322	HVAC RPR & MTCE	$0.00	$0.00	$103.95	$1,054.44
44323	ELECTRICAL RPR & MTCE	$0.00	$0.00	$73,228.95	$1,304.84
44327	SECURITY SYSTEM RPR & MTCE	$0.00	$0.00	$792.72	$0.00
44330	VEHICLE & EQUIPMENT REPAIR	$8,010.00	$8,010.00	$6,297.94	$6,225.77
44340	POUND SERVICES AGMTS	$0.00	$0.00	$0.00	$0.00
44350	IT MTCE & REPAIR AGREEMTS	$19,548.13	$13,245.48	$11,139.09	$3,435.01
45201	GENERAL LIABILITY INSURANCE	$2,492.60	$2,806.00	$2,724.00	$2,537.00
45202	BUILDING & CONTENTS INSUR	$3,129.00	$3,536.47	$4,030.18	$4,772.03
45203	AUTOMOTIVE INSURANCE	$827.22	$935.82	$1,228.05	$1,361.10
45204	INLAND MARINE INSURANCE	$608.97	$630.59	$591.36	$579.11
45207	CYBER SECURITY INSURANCE	$599.46	$592.00	$564.00	$867.00
45300	TELEPHONE SERVICES	$3,589.71	$4,093.03	$3,418.77	$3,544.21
45800	TRAVEL COSTS	$340.00	$340.00	$6,727.87	$817.95
45900	EDUCATION & TRAINING	$2,450.50	$1,100.50	$12,825.98	$16,696.00
45920	WEARING APPAREL	$2,420.00	$2,420.00	$2,288.65	$2,133.94
45930	TOOL ALLOWANCE	$6,300.00	$6,300.00	$5,438.49	$4,950.00
46101	DPMT MATERIALS & SUPPLIES	$10,000.00	$10,000.00	$4,792.39	$18,180.28
46102	FURNITURE & EQUIPMENT	$18,815.24	$12,816.25	$12,648.89	$14,014.37
46103	COPIER & PRINTER SUPPLIES	$0.00	$0.00	$113.59	$355.47
46210	NATURAL GAS	$9,294.35	$10,262.92	$8,851.76	$6,391.04
46220	ELECTRICITY	$22,202.83	$29,929.74	$21,145.55	$21,858.37
46230	PROPANE	$150.00	$150.00	$86.16	$147.00
46261	DIESEL	$35.01	$33.99	$0.97	$0.00
46262	UNLEADED	$1,454.20	$1,426.70	$932.17	$814.32
46400	BOOKS & SUBSCRIPTIONS	$6,000.00	$5,000.00	$4,932.77	$5,488.83
	TOTALS	$981,997.44	$1,165,762.79	$1,184,559.94	$1,111,741.25
	TARGET (-3%)	$1,130,789.91			
	DELTA	($148,792.47)			

Row Labels	AIRPORT			CEMETERY		
	Sum of LABOR HOURS	Sum of LABOR COST @$26.60	Sum of LABOR COST AT $50 PER HOUR	Sum of LABOR HOURS	Sum of LABOR COST @$26.60	Sum of LABOR COST AT $50 PER HOUR
2021	217.86	$5,826.67	$10,893.00	46.2	$1,271.51	$2,310.00
2022	403.67	$10,737.68	$20,183.50	31.4	$835.23	$1,570.00
2023	683.89	$18,191.41	$34,194.50	52.26	$1,390.11	$2,613.00
2024	423.07	$11,253.62	$21,153.50	130.4	$3,468.64	$6,520.00
2025	452.67	$12,041.04	$22,633.50	39.29	$1,045.11	$1,964.50

Row Labels	GARBAGE COLLECTION			LANDFILL		
	Sum of LABOR HOURS	Sum of LABOR COST @$26.60	Sum of LABOR COST AT $50 PER HOUR	Sum of LABOR HOURS	Sum of LABOR COST @$26.60	Sum of LABOR COST AT $50 PER HOUR
2021	291.41	$8,380.49	$14,570.50	31.88	$848.02	$1,594.00
2022	548.74	$14,596.46	$27,437.00	42.07	$1,119.06	$2,103.50
2023	1468.86	$39,071.59	$73,443.00	44.59	$1,186.09	$2,229.50
2024	1564.13	$41,605.92	$78,206.50	7.13	$189.66	$356.50
2025	1542.36	$41,026.73	$77,118.00	1.28	$34.05	$64.00

Row Labels	SEWAGE PUMPING			STORM SEWER		
	Sum of LABOR HOURS	Sum of LABOR COST @$26.60	Sum of LABOR COST AT $50 PER HOUR	Sum of LABOR HOURS	Sum of LABOR COST @$26.60	Sum of LABOR COST AT $50 PER HOUR
2021	106.15	$2,913.66	$5,307.50			
2022	412.2	$10,964.48	$20,610.00	32.26	$858.12	$1,613.00
2023	485.09	$12,903.37	$24,254.50	187.25	$4,980.85	$9,362.50
2024	535.44	$14,242.69	$26,772.00	359.57	$9,564.57	$17,978.50
2025	439.79	$11,698.40	$21,989.50	270.07	$7,183.87	$13,503.50

Row Labels	WATER DISTRIBUTION			WATER PLANT		
	Sum of LABOR HOURS	Sum of LABOR COST @$26.60	Sum of LABOR COST AT $50 PER HOUR	Sum of LABOR HOURS	Sum of LABOR COST @$26.60	Sum of LABOR COST AT $50 PER HOUR
2021	164.75	$4,709.92	$8,237.50	80.35	$2,137.32	$4,017.50
2022	409.72	$10,898.53	$20,486.00	110.39	$2,936.39	$5,519.50
2023	630.35	$16,767.29	$31,517.50	313.73	$8,345.21	$15,686.50
2024	553.09	$14,712.15	$27,654.50	407.67	$10,844.02	$20,383.50
2025	862.72	$22,948.32	$43,136.00	274.43	$7,299.83	$13,721.50

TOTAL GENERAL FUND REVENUE @$26.60:	$103,277.35
TOTAL GENERAL FUND REVENUE @$50.00:	$194,130.50
TOTAL GENERAL FUND REVENUE INCREASE:	**$90,853.15**

PUBLIC WORKS OPERATIONS: STREET DIVISION (GF)

SERVICES

- Snow removal, hauling, and salt & sand application
- City-owned property mowing and grounds maintenance
- Street sweeping: MS4 permit & Clean Water Act compliance
- Work order based road patching and repairs
- Alleyway and city-owned walking path maintenance
- Graffiti abatements - to include clearing of unauthorized materials

MANPOWER & STAFFING

Total Authorized: 30 (Winter) & 40 (Summer)
Superintendent: 1
Foreman (Patch/Sweeper): 2
Operator Lead (Patch/Sweeper): 2
HEO Patch: 6 | HEO Sweeper: 5 | HEO Mowing (Summer): 1
LEO Patch: 4 | LEO Sweeper: 6
PT Mowing: 10 *PT Summer Help | Split Bld & Grounds (PM): 1

VACANCIES: HEO Sweeper (2), LEO Patch (1)

SNOW & ICE

(8) Graders
(6) Salt / Sanders
(5) Loaders - (3) Snow Blowers
(2) Mini-Loaders
(2) Skid Steers

529 Lane Miles
51,027 Lane Miles
216,513 cu/ft Hauled
716 Cutting Edges
6,755 Tons Salt/Sand

MOWING

(7) Kabota Front Deck
(3) Turf
(5) Zero Turn
(2) Levee / Slope Mower
(1) RC Mower
*Various Other Trimmers

459 Acres per Rotation
60+ Rotations per Season
146 Locations
700 Hrs Seasonal Maintenance

SWEEPING



(7) Sweepers

228,204 cu/ft Collected
MS4 Permit Compliance
Clean Water Act
Federal & State Req.

PATCH WORK



126 Work Orders
Pothole & Road Maintenance

MOWING ABATEMENT CALLS

Year	2023	2024	2025
Call-Ins	347	248	234

SNOW & ICE CALLS

Year	2024/2025	2025/2026
Call-Ins	136	65

OVERTIME HOURS (2025)

Snow Removal:	**1,163 hrs**
Grass Maintenance:	**29 hrs**
Road & Patch:	**90.65 hrs**
Road Sweeping:	**129 hrs**

POTHOLE AND ROAD MAINTENANCE

Category	2023	2024	2025
Potholes (Orders)	118	133	63
Patch Work (Orders)	99	91	63
Total Orders	**217**	**224**	**126**
Pothole Hours	113.9	126.05	88.4
Patch Work Hours	2,958	3,075.9	2,071
Total Hours	**3,071.9**	**3,201.95**	**2,159.4**

SWEEPER COLLECTIONS (cu/ft)

2020	231,984
2021	195,588
2022	196,344
2023	160,596
2024	217,620
2025	228,204

UNFUNDED ITEMS

Division	Item	Estimated Cost	Status	Justification
STREET	LEO Position (Possibly 4)	$67,000 / Person	Unfunded	Required for Core Services
STREET	Seasonal Hires (2)	$25,000 to $40,000	Unfunded	Required for Summer Mowing
STREET	Moldboard Module	$25,000	Unfunded	Improve Tracking for Equipment
STREET	Dump truck box liners / Pre-treatment solvents	$5,000 to $10,000	Unfunded	Reduction in corrosion

OBJECT	ACCOUNT DESCRIPTION	2027 REQUEST	2026 BUDGET	2025 ACTUALS	2024 ACTUALS
41100	REGULAR EMPLOYEES	$1,784,773.21	$1,806,749.73	$1,593,992.36	$1,577,199.17
41200	TEMP & PART-TIME EMPLOYEES	$80,000.00	$173,644.00	$66,214.61	$93,104.11
41300	OVERTIME	$80,380.56	$77,289.00	$28,608.08	$50,215.87
42100	ER'S HEALTH INSURANCE	$452,454.00	$452,454.00	$333,210.22	$382,514.60
42110	ER'S LIFE INSURANCE	$1,513.92	$1,477.00	$1,156.73	$1,174.78
42200	ER'S SOCIAL SECURITY	$11,196.64	$10,766.00	$4,105.30	$5,772.45
42210	ER'S MEDICARE	$26,972.87	$26,315.00	$21,424.74	$20,943.78
42300	ER'S PENSION	$378,865.62	$369,625.00	$405,460.27	$483,942.45
42310	ER'S DEF CONTRIBUTION	$23,928.62	$23,345.00	$3,129.35	$6,084.17
42320	ER'S NDPERS	$83,412.45	$81,378.00	$78,814.55	$72,735.55
42500	UNEMPLOYMENT COMP	$2,993.12	$2,878.00	$5,270.91	$1,308.00
42600	WORKERS' COMPENSATION INSUR	$21,736.00	$20,900.00	$20,900.37	$9,171.17
42700	ER'S ST DISABILITY INS	$15,856.00	$15,856.00	$11,825.87	$11,833.31
42900	ER'S LT DISABILITY INS	$8,303.57	$7,769.00	$6,121.34	$6,162.08
43040	CONSULTANTS	$0.00	$0.00	($11,170.60)	$24,160.00
43200	PROFESSIONAL TESTING	$0.00	$0.00	$915.00	$0.00
43300	OTHER PROFESSIONAL SERVICES	$2,369.00	$2,300.00	$1,089.00	$2,209.00
43900	MEMBERSHIPS & ASSOCIATIONS	$1,060.70	$1,059.85	$613.50	$595.01
44110	WATER & SEWER UTILITY	$5,382.00	$5,225.00	$13,670.39	$7,211.04
44220	THIRD PARTY SNOW REMOVAL	$0.00	$0.00	$0.00	$0.00
44240	THIRD PARTY LAWN & GROUNDS	$269,342.00	$255,819.00	$247,828.00	$237,081.00
44320	STRUCTURE RPR & MTCE	$35,000.00	$40,000.00	$21,860.14	$32,474.94
44321	PLUMBING SYSTEM RPR & MTCE	$0.00	$0.00	$1,421.18	$0.00
44322	HVAC RPR & MTCE	$0.00	$0.00	$0.00	$385.22
44323	ELECTRICAL RPR & MTCE	$0.00	$0.00	$7,781.90	$0.00
44325	PEST CONTROL RPR & MTCE	$7,500.00	$7,500.00	$5,700.00	$0.00
44327	SECURITY SYSTEM RPR & MTCE	$600.00	$600.00	$792.72	$487.69
44330	VEHICLE & EQUIPMENT REPAIR	$328,510.00	$315,510.00	$447,258.10	$365,465.69
44350	IT MTCE & REPAIR AGREEMTS	$20,814.62	$20,811.97	$17,960.94	$4,914.71
44400	RENTALS	$15,000.00	$25,000.00	$4,107.13	$83,450.57
44504	STREETS ALLEYS & ROAD MTCE	$475,000.00	$575,000.00	$423,484.59	$600,443.82
44509	LEVEE MAINTENANCE	$0.00	$0.00	$0.00	$34,013.97
45201	GENERAL LIABILITY INSURANCE	$9,476.00	$11,952.00	$11,604.00	$13,349.00
45202	BUILDING & CONTENTS INSUR	$4,424.70	$4,930.14	$5,648.21	$6,652.60
45203	AUTOMOTIVE INSURANCE	$21,766.29	$22,645.92	$21,528.56	$21,592.08
45204	INLAND MARINE INSURANCE	$10,921.50	$11,433.46	$12,570.42	$10,406.40
45207	CYBER SECURITY INSURANCE	$1,667.57	$1,672.00	$1,592.00	$2,518.00
45300	TELEPHONE SERVICES	$7,836.73	$8,242.54	$7,463.55	$7,388.07
45400	ADVERTISING	$1,000.00	$5,000.00	$592.85	$1,742.28
45800	TRAVEL COSTS	$3,340.00	$6,340.00	$4,725.34	$0.00
45900	EDUCATION & TRAINING	$4,650.00	$8,850.00	$6,619.15	$1,587.00
45920	WEARING APPAREL	$8,400.00	$7,600.00	$8,268.75	$6,877.28
45950	BANKING & CREDIT CARD FEES	$27.00	$27.00	$158.39	$72.00
45970	POSTAGE/SHIPPING	$0.00	$0.00	$0.00	$460.00
46101	DPMT MATERIALS & SUPPLIES	$140,162.00	$135,000.00	$132,824.46	$81,966.80
46102	FURNITURE & EQUIPMENT	$5,315.24	$5,414.25	$551.59	$8,124.25
46103	COPIER & PRINTER SUPPLIES	$600.00	$600.00	$127.22	$117.98
46105	CLEANING SUPPLIES	$0.00	$0.00	$1,276.62	$411.05
46112	CUTTING EDGES & BROOMS	$70,000.00	$70,000.00	$97,290.84	$21,381.88
46117	SIGNS & MARKERS	$5,000.00	$5,000.00	$9,786.65	$6,058.80
46210	NATURAL GAS	$9,560.73	$10,558.53	$9,105.46	$6,574.22
46220	ELECTRICITY	$27,919.38	$32,683.96	$26,589.89	$26,895.97
46230	PROPANE	$400.00	$400.00	$194.98	$188.52
46261	DIESEL	$150,000.00	$200,000.00	$132,708.60	$133,675.59
46262	UNLEADED	$25,510.00	$30,303.01	$21,376.55	$24,855.05
46263	BAD DEBT EXPENSE	$0.00	$0.00	($3,300.00)	$5,025.00
46300	SAND & SALT	$200,000.00	$225,000.00	$179,796.52	$211,627.44
	TOTALS	$4,840,942.04	$5,122,924.36	$4,452,647.29	$4,714,601.41
	TARGET (-3%)	$4,969,236.63			
	DELTA	($128,294.59)			

PUBLIC WORKS OPERATIONS: TRANSPORTATION DIVISION (SR)

SERVICES

- Year-round bus service accommodating 90,000+ riders
- ADA-compliant service, offering passenger assistance
- ADA Paratransit certification for alt service support
- Ticket sales and tracking for transit users
- Marketing services for local businesses
- Training: Non-profit & school orgs -- transit system ops
- Preventative and corrective maintenance - transit fleet
- Oversight of federal and state grant programs

MANPOWER & STAFFING

Total Authorized: 14.5 FTE

Admin and Part Time Bus Driver: 1
Full Time Bus Driver: 7
Foreman, Mechanic, and Part Time Bus Driver: 1
Mechanic and Part Time Bus Driver: 1
PT Driver: 2
Superintendent - Transit: 1

VACANCIES: Mobility Manager (1), PT Parts/Bus Driver (0.5)

OVERTIME HOURS (2025)

351.63 Hours

BUS DRIVER REQUIREMENTS

- Over 13,000 bus driver hours required
  - Does not include prep time and end of day clean up (30 min per day per bus)
- 13,500 bus driver hours available
  - Does not include training down time
  - Includes PTO requirements

MECHANIC REQUIREMENTS

TOTAL HOURS: 1,188.01

- Preventative Maintenance Hours: 391.4
- Non-Preventative Mx Hours: 796.57

**Updated Asset Works processes to capture all mx actions*

TOTAL MECH HOURS AVAILABLE: 1,936

**Mechanic also fills in for bus drivers when needed*

MOBILITY MANAGER ADA CERTIFICATIONS

- Established and implemented standard operating procedures for ADA certification, in compliance with federal regulations.
- Certified over 230 paratransit riders
  - Recertification Required

TRANSIT RIDERSHIP DATA

TOTAL RIDERSHIP WITH PARATRANSIT: 100,491

- 89,480 rides provided in 2025
- 9.2% increase from 2024 ridership
- Paratransit ridership (ao 7/25): 11,011 rides

UNFUNDED ITEMS

Division	Item	Estimated Cost	Status	Justification
TRANSIT	Bus Refurbishment (x2)	$80,000 Each	Unfunded	Decrease maintenance cost and improve ADA compliancy; ensure lifts support ADA passengers
TRANSIT	Mobility Manager Position Vacancy	$90,000	Unfunded	Redistributing tasks to Foreman and Admin Specialist; may create increased workload and less availability for bus driver assistance

OBJECT	ACCOUNT DESCRIPTION	2027 BUDGET REQUEST	2026 BUDGET	2025 ACTUALS	2024 ACTUALS
41100	REGULAR EMPLOYEES	$802,629.32	$783,053.01	$744,195.38	$664,802.04
41200	TEMP & PART-TIME EMPLOYEES	$49,140.00	$47,250.00	$43,819.29	$44,037.52
41300	OVERTIME	$6,619.68	$10,692.00	$14,367.39	$13,830.37
42100	ER'S HEALTH INSURANCE	$205,421.00	$205,421.00	$188,146.82	$151,099.73
42110	ER'S LIFE INSURANCE	$643.69	$628.00	$524.62	$494.08
42200	ER'S SOCIAL SECURITY	$3,047.20	$2,930.00	$2,678.49	$2,630.61
42210	ER'S MEDICARE	$11,129.44	$10,858.00	$10,125.22	$9,103.43
42300	ER'S PENSION	$72,356.79	$70,592.00	$69,636.66	$72,724.11
42310	ER'S DEF CONTRIBUTION	$7,315.42	$7,137.00	$1,810.30	$2,669.00
42320	ER'S NDPERS	$54,324.99	$53,000.00	$53,597.81	$46,731.61
42500	UNEMPLOYMENT COMP	$828.88	$797.00	$2,448.73	$2,308.00
42600	WORKERS' COMPENSATION INSUR	$6,222.32	$5,983.00	$5,982.71	$2,033.29
42700	ER'S ST DISABILITY INS	$6,860.00	$6,860.00	$5,536.43	$4,960.82
42900	ER'S LT DISABILITY INS	$3,527.16	$3,367.00	$3,127.98	$2,875.54
43060	MONITORING	$4,950.00	$4,950.00	$5,284.76	$5,285.77
43200	PROFESSIONAL TESTING	$0.00	$0.00	$75.00	$0.00
43300	OTHER PROFESSIONAL SERVICES	$451,560.00	$301,560.00	$127,852.00	$34,173.00
43900	MEMBERSHIPS & ASSOCIATIONS	$1,575.00	$1,300.00	$1,085.00	$1,149.58
44110	WATER & SEWER UTILITY	$257.00	$249.00	$847.32	$206.38
44320	STRUCTURE RPR & MTCE	$6,000.00	$6,000.00	$5,964.84	$10,746.77
44321	PLUMBING SYSTEM RPR & MTCE	$0.00	$0.00	$140.99	$473.55
44322	HVAC RPR & MTCE	$0.00	$0.00	$815.30	$0.00
44330	VEHICLE & EQUIPMENT REPAIR	$140,000.00	$104,000.00	$198,661.43	$136,669.48
44350	IT MTCE & REPAIR AGREEMTS	$62,900.86	$58,731.02	$27,198.64	$34,415.17
45201	GENERAL LIABILITY INSURANCE	$3,115.75	$3,161.00	$3,069.00	$3,429.00
45202	BUILDING & CONTENTS INSUR	$1,409.10	$1,592.20	$1,814.64	$2,310.47
45203	AUTOMOTIVE INSURANCE	$33,843.46	$37,609.23	$35,500.22	$35,512.68
45204	INLAND MARINE INSURANCE	$843.99	$906.19	$852.24	$861.72
45207	CYBER SECURITY INSURANCE	$709.67	$647.00	$616.00	$1,004.00
45300	TELEPHONE SERVICES	$705.97	$1,189.65	$672.35	$471.31
45800	TRAVEL COSTS	$8,000.00	$9,000.00	$10,532.95	$13,092.68
45900	EDUCATION & TRAINING	$4,000.00	$5,000.00	$4,037.99	$3,214.99
45920	WEARING APPAREL	$680.00	$1,680.00	$1,724.00	$2,049.98
45930	TOOL ALLOWANCE	$1,800.00	$1,800.00	$1,800.00	$1,800.00
45940	TOWING	$0.00	$500.00	$0.00	$0.00
45950	BANKING & CREDIT CARD FEES	$423.00	$545.00	$698.87	$299.97
45970	POSTAGE/SHIPPING	$50.00	$50.00	$0.00	$23.84
46101	DPMT MATERIALS & SUPPLIES	$5,000.00	$5,000.00	$4,182.47	$9,302.81
46102	FURNITURE & EQUIPMENT	$5,000.00	$6,600.00	$3,172.20	$4,330.88
46115	FLEET LABOR	$4,000.00	$4,000.00	$0.00	$0.00
46210	NATURAL GAS	$4,184.48	$5,901.90	$3,985.22	$2,877.37
46220	ELECTRICITY	$12,813.69	$16,461.46	$12,203.51	$10,578.39
46261	DIESEL	$130,000.00	$164,800.00	$109,700.66	$98,023.05
46262	UNLEADED	$7,639.54	$7,417.03	$5,784.79	$7,111.96
48300	GF REIMBURSEMENT	$122,131.00	$122,131.00	$107,976.96	$107,976.96
	TOTALS	$2,243,658.40	$2,081,349.69	$1,822,247.18	$1,548,047.66
	TARGET	$2,018,909.20			
	DELTA	$224,749.20			

PROJECT	OBJECT	ACCOUNT DESCRIPTION	2027 BUDGET	5307 MATCH (FED FUNDING)	2027 LOCAL MATCH
Operating Assistance	41100	REGULAR EMPLOYEES	$627,639.71	$313,819.86	$313,819.86
Operating Assistance	41200	TEMP & PART-TIME EMPLOYEES	$49,140.00	$24,570.00	$24,570.00
Operating Assistance	41300	OVERTIME	$6,619.68	$3,309.84	$3,309.84
Operating Assistance	42100	ER'S HEALTH INSURANCE	$205,421.00	$102,710.50	$102,710.50
Operating Assistance	42110	ER'S LIFE INSURANCE	$643.69	$321.85	$321.85
Operating Assistance	42200	ER'S SOCIAL SECURITY	$3,047.20	$1,523.60	$1,523.60
Operating Assistance	42210	ER'S MEDICARE	$11,129.44	$5,564.72	$5,564.72
Operating Assistance	42300	ER'S PENSION	$72,356.79	$36,178.40	$36,178.40
Operating Assistance	42310	ER'S DEF CONTRIBUTION	$7,315.42	$3,657.71	$3,657.71
Operating Assistance	42320	ER'S NDPERS	$54,324.99	$27,162.50	$27,162.50
Operating Assistance	42500	UNEMPLOYMENT COMP	$828.88	$414.44	$414.44
Operating Assistance	42600	WORKERS' COMPENSATION INSUR	$6,222.32	$3,111.16	$3,111.16
Operating Assistance	42700	ER'S ST DISABILITY INS	$6,860.00	$3,430.00	$3,430.00
Operating Assistance	42900	ER'S LT DISABILITY INS	$3,527.16	$1,763.58	$1,763.58
Operating Assistance	43060	MONITORING	$4,950.00	$2,475.00	$2,475.00
Operating Assistance	43300	OTHER PROFESSIONAL SERVICES	$1,560.00	$780.00	$780.00
Operating Assistance	43900	MEMBERSHIPS & ASSOCIATIONS	$1,575.00	$787.50	$787.50
Operating Assistance	44110	WATER & SEWER UTILITY	$257.00	$128.50	$128.50
Operating Assistance	44350	IT MTCE & REPAIR AGREEMTS	$62,900.86	$31,450.43	$31,450.43
Operating Assistance	45201	GENERAL LIABILITY INSURANCE	$3,115.75	$1,557.88	$1,557.88
Operating Assistance	45202	BUILDING & CONTENTS INSUR	$1,409.10	$704.55	$704.55
Operating Assistance	45203	AUTOMOTIVE INSURANCE	$33,843.46	$16,921.73	$16,921.73
Operating Assistance	45204	INLAND MARINE INSURANCE	$843.99	$422.00	$422.00
Operating Assistance	45207	CYBER SECURITY INSURANCE	$709.67	$354.84	$354.84
Operating Assistance	45300	TELEPHONE SERVICES	$705.97	$352.99	$352.99
Operating Assistance	45400	ADVERTISING	$0.00	$0.00	$0.00
Operating Assistance	45800	TRAVEL COSTS	$8,000.00	$4,000.00	$4,000.00
Operating Assistance	45900	EDUCATION & TRAINING	$4,000.00	$2,000.00	$2,000.00
Operating Assistance	45920	WEARING APPAREL	$680.00	$340.00	$340.00
Operating Assistance	45930	TOOL ALLOWANCE	$1,800.00	$900.00	$900.00
Operating Assistance	45940	TOWING	$0.00	$0.00	$0.00
Operating Assistance	45950	BANKING & CREDIT CARD FEES	$423.00	$211.50	$211.50
Operating Assistance	45970	POSTAGE/SHIPPING	$50.00	$25.00	$25.00
Operating Assistance	46101	DPMT MATERIALS & SUPPLIES	$5,000.00	$2,500.00	$2,500.00
Operating Assistance	46102	FURNITURE & EQUIPMENT	$5,000.00	$2,500.00	$2,500.00
Operating Assistance	46210	NATURAL GAS	$4,184.48	$2,092.24	$2,092.24
Operating Assistance	46220	ELECTRICITY	$12,813.69	$6,406.85	$6,406.85
Operating Assistance	46261	DIESEL	$130,000.00	$65,000.00	$65,000.00
Operating Assistance	46262	UNLEADED	$7,639.54	$3,819.77	$3,819.77
	48300	GF REIMBURSEMENT	$122,131.00	$61,065.50	$61,065.50
Total Operating Assistance	**50/50 SPLIT**		**$1,468,668.79**	**$734,334.40**	**$734,334.40**
Preventive Maint	44320	STRUCTURE RPR & MTCE	$6,000.00	$4,800.00	$1,200.00
Preventive Maint	44321	PLUMBING SYSTEM RPR & MTCE	$0.00	$0.00	$0.00
Preventive Maint	44322	HVAC RPR & MTCE	$0.00	$0.00	$0.00
Preventive Maint	44323	ELECTRICAL RPR & MTCE	$0.00	$0.00	$0.00
Preventive Maint	44330	VEHICLE & EQUIPMENT REPAIR	$140,000.00	$112,000.00	$28,000.00
Preventive Maint	46115	FLEET LABOR	$4,000.00	$3,200.00	$800.00
Preventive Maint	41100	Mechanic Wages and Benefits(Hochspru	$94,684.77	$75,747.81	$18,936.95
Total Preventive Maint	**80/20 SPLIT**		**$244,684.77**	**$195,747.81**	**$48,936.95**
Paratransit Services	41100	Mobility Manager Wages and Benefits(R	$80,304.85	$64,243.88	$16,060.97
Paratransit Services	43300	Paratransit Operation Contract(SBT)	$450,000.00	$360,000.00	$90,000.00
Total Paratransit Services	**80/20 SPLIT**		**$530,304.85**	**$330,304.85**	**$200,000.00**
Totals			**$2,243,658.40**	**$1,260,387.06**	**$983,271.35**

	Transit Operating Expenses	Federal Share	Local Match
Total Operating Assistance	$1,468,668.79	$ 734,334.40	$ 734,334.40
Total Preventive Maint	$244,684.77	$ 195,747.81	$ 48,936.95
Paratransit Services	$530,304.85	$330,304.85	$ 200,000.00
Total 2026 Transit Operating Costs	$ 2,243,658.40	$ 1,260,387.06	$ 983,271.35

		Transit Revenue	
Federal 5307 Grant		$ 1,260,387.06	
	Total Federal Revenue	$ 1,260,387.06	
State Aid for Transit		$ 140,000.00	
State Urban Paratransit Grant		$ 200,000.00	
	Total State Revenues	$ 340,000.00	
Other Agency Revenues (State Grant for School Tran		$ 6,000.00	
	Local Operating Revenues	$ 6,000.00	
Charges for Service (Farebox Revenue)		$ 85,000.00	
Interest Revenues		$ 47,690.00	
Advertising Revenue		$ -	
	Total City Revenues	$ 132,690.00	
	Resources Available	$ 1,739,077.06	
	General Property Taxes	$ 504,581.35	
Total Budgeted Revenue		$ 2,243,658.40	
Local City Funds Required		$ 552,271.35	
2026 local funds used		$ 625,213.11	($577,253.11 Property Tax, $47,690 Interest Revenues)
2027 local funds increase		$ (72,941.76)	
Percentage local funds		24.61%	

2024	2025	2026	2027	Opt 1	Opt 2
$604,211.19	$613,384.16	$577,523.11	$504,581.35	$579,581.35	$644,581.35
	1.52%	-5.85%	-12.63%	0.36%	11.61%
			-$72,941.76	$2,058.24	$67,058.24